



INDUSTRIAL PRODUCTS MARCH



EXCELLENT CUSTOMER SERVICE



NATIONWIDE SUPPORT



TRUSTED SUPPLIER

2023

TABLE OF CONTENTS

COMPONENTS 1

General Description	1
Miniature Circuit Breaker	3
Residual Current Circuit Breakers	9
RCBO	10
Modular Isolator	12
Timers & Relays	13
Kilowatt Hour Meters	14
Contactors	14
Switchfuse Type DO	14
Surge Protection Devices	15
Busbar	16
Accessories	17

TERMINAL BLOCKS, DISTRIBUTION BLOCKS & PANEL ACCESSORIES 18

Terminal Blocks & Group Link Box	18
Distribution & Busbar Blocks	19
Power Terminals & Busbar Clamps	20
Repartition & Flat Bar Supports	21
LV Insulators, Spacing Pillars, Din Rails	22

ENCLOSURES 23

Plastic Enclosures	23
Junction Boxes	23
Inspection Windows	24
Distribution Enclosures	24

ACB & MCCB 25

Air Circuit Breakers	25
Garo Moulded Case Circuit Breakers	26
Power Contactors	29

TABLE OF CONTENTS

SOCOMEK SWITCHGEAR 30

ATyS Automatic Transfer Switch	30
SIRCO Isolating Switches	36
SIRCO Load Break Switches	38
SIRCO Changeover - Bypass Switch	41
Fuse Switches	45
Disconnectors	47
Fuses	47

ENERGY MANAGEMENT 49

DIRIS Digiware	49
DIRISA40	53
DIRIS Energy Metering	54
COUNTIS Energy Metering	56
Current Transformers	58
Resys Earth Leakage Relays & Core Balance Transformers	64

ELECTRIC VEHICLE CHARGING 65

Domestic Wall Chargers	65
EV Distribution Boards	66
Commercial Wall Chargers	67
Dual Wall Chargers	68
Pillar Chargers	69
EV Accessories	70
Fast DC Chargers	71
Rapid Chargers	72
Entity Chargers (Coming Soon)	73

PANEL MOUNTING OUTLETS & INLETS 77

Miniature Components 10kA & 6kA

GARO offers two programs of the miniature components, 10kA & 6kA. Both programs consist of miniature circuit breakers (mcb), residual current circuit breakers (rccb), and residual current breakers with integral over-current protection (rcbo).

There is a full program of 10kA components, which fit most applications, and a limited program of the 6kA range.

The two switches are compatible with each other.

The 10kA range is a professional program for the industrial segment and more demanding installations. These components are suitable for all applications. The components are available with B,C and D curves, in 1, 1+n, 2, 3, and 4 pole.

The 6kA program consists of components of excellent quality, with limited additional features. The components are available with both B and C curves, in 1, 2, and 3 pole.

The components in both ranges are equipped with a mounting bracket that makes it possible to remove or install an MCB even when busbar is fitted.

Both ranges of components have been certified by Intertek SEMKO according to current EN standards.

Characteristic and Utilisation

B-Curve 3 - 5 x In

Resistive loads
Lights and sockets
Cookers and ovens
Water heaters
Radiators

C-Curve 5 - 10 x In

Inductive and resistive loads
Microwaves
Motors
Outlets
Washers and Dryers

D-Curve 10 - 20 x In

Startup Power loads
Welding activity
Lifts
Truck chargers

TECHNICAL DATA BREAKER 10kA

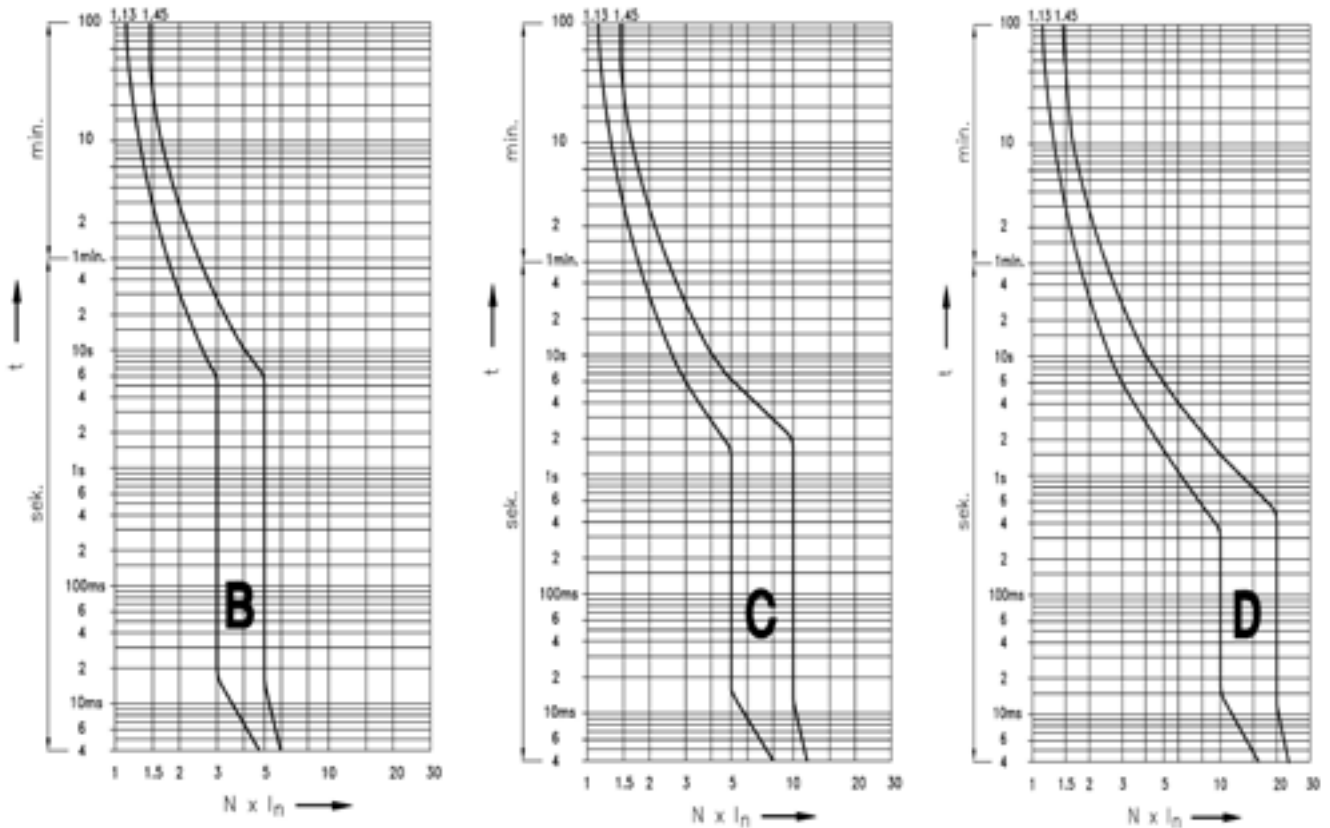
Energy Restriction Class	3
Connection Area	1-25 mm ²
Max Torque	3,5 Nm
Protection Class	IP20
Rated Voltage	200-415V AC, max 60 VDC min 12 VDC
Ambient Temperature	-25 .. +55 °C

TECHNICAL DATA BREAKER 6kA

Energy Restriction Class	3
Connection Area	1-25 mm ²
Max Torque	3,5 Nm
Protection Class	IP20
Rated Voltage	200-415V AC
Ambient Temperature	-25..+56 °C

Breaker Characteristics

The main purpose of an MCB is to protect cables and wiring against overload by over currents and short circuits. The miniature circuit breakers tripping characteristic is therefore adapted to the cable and wiring load data.



The circuit breaker losses by characteristic and rated current

	I_n	R	P
	A	$m\Omega$	W
C,D	0.5	4500	1,12
	1	1800	1,80
	1.6	450	1,15
	2	280	1,08
	4	110	1,70
B,C,D	6	29	1,08
	10	13	1,30
	13	11,6	2,00
	16	9,0	2,30
	20	5,3	2,00
	25	4,1	2,50
	32	2,6	2,70
	40	1,96	3,20
	50	1,5	4,00
	63	1,15	4,80

Ambient temperature effect on circuit breakers characteristics B, C and D

I_n (A)	Ambient temperature T/°C									
	-30	-20	-10	0	10	20	30	40	50	60
0,5	0,6	0,59	0,57	0,56	0,54	0,52	0,5	0,47	0,44	0,41
1	1,2	1,18	1,15	1,12	1,09	1,05	1	0,94	0,88	0,82
1,6	1,92	1,89	1,84	1,79	1,74	1,68	1,6	1,51	1,42	1,32
2	2,4	2,36	2,30	2,24	2,18	2,1	2	1,88	1,77	1,65
4	4,8	4,72	4,61	4,49	4,36	4,20	4	3,77	3,55	3,29
6	7,2	7,09	6,91	6,73	6,54	6,31	6	5,66	5,33	4,94
10	12	11,8	11,5	11,2	10,9	10,5	10	9,44	8,89	8,23
13	15,6	15,4	14,9	14,5	14,1	13,6	13	12,2	11,5	10,7
16	19,2	18,9	18,4	17,9	17,4	16,8	16	15,1	14,2	13,2
20	24	23,6	23	22,4	21,8	21	20	18,8	17,7	16,5
25	30	29,5	28,8	28	27,2	26,3	25	23,6	22,2	20,6
32	38,4	37,8	36,9	35,9	34,9	33,6	32	30,2	28,4	26,3
40	48	47,8	46,1	44,9	43,6	42	40	37,7	35,5	32,9

Example:

A circuit breaker with $I_n = 10A$ has a tripping characteristic of 10A at ambient temperature $+30^\circ C$. The same breaker must have a current of 12A to achieve the same tripping characteristic at $-30^\circ C$. At $+50^\circ C$ it is sufficient with a load of 8.89A to achieve the characteristic corresponding to 10A at $+30^\circ C$

MINIATURE CIRCUIT BREAKER 6kA CURVE B

1 Pole 6kA Curve - B

Item	Rated (A)	Packing Units	Trade Price
MCB GRB106	6	12	7.72
MCB GRB110	10	12	7.72
MCB GRB116	16	12	10.26
MCB GRB120	20	12	17.68
MCB GRB125	25	12	20.89
MCB GRB132	32	12	20.89
MCB GRB140	40	12	20.89
MCB GRB150	50	12	20.89
MCB GRB163	63	12	19.90



1-Pole MCB 6kA

2 Pole 6kA Curve - B

Item	Rated (A)	Packing Units	Trade Price
MCB GRB206	6	6	20.89
MCB GRB210	10	6	20.89
MCB GRB216	16	6	20.89
MCB GRB220	20	6	26.09
MCB GRB225	25	6	30.38
MCB GRB232	32	6	36.07
MCB GRB240	40	6	24.85
MCB GRB250	50	6	28.93
MCB GRB263	63	6	34.35



3-Pole MCB 6kA

3 Pole 6kA Curve - B

Item	Rated (A)	Packing Units	Trade Price
MCB GRB306	6	4	33.76
MCB GRB310	10	4	33.76
MCB GRB316	16	4	33.76
MCB GRB320	20	4	33.76
MCB GRB325	25	4	33.76
MCB GRB332	32	4	33.76
MCB GRB340	40	4	41.73
MCB GRB350	50	4	48.59
MCB GRB363	63	4	57.48

MINIATURE CIRCUIT BREAKER 6kA CURVE C

1 Pole 6kA Curve - C

Item	Rated (A)	Packing Units	Trade Price
MCB GRC101	1	12	9.40
MCB GRC102	2	12	9.40
MCB GRC104	4	12	9.40
MCB GRC106	6	12	8.03
MCB GRC110	10	12	8.03
MCB GRC116	16	12	8.03
MCB GRC120	20	12	8.03
MCB GRC125	25	12	8.03
MCB GRC132	32	12	8.03
MCB GRC140	40	12	10.47
MCB GRC150	50	12	18.03
MCB GRC163	63	12	21.31



1-Pole MCB 6kA

2 Pole 6kA Curve - C

Item	Rated (A)	Packing Units	Trade Price
MCB GRC206	6	6	20.89
MCB GRC210	10	6	20.89
MCB GRC216	16	6	20.89
MCB GRC220	20	6	20.89
MCB GRC225	25	6	20.89
MCB GRC232	32	6	20.89
MCB GRC240	40	6	26.09
MCB GRC250	50	6	30.38
MCB GRC263	63	6	36.07



3-Pole MCB 6kA

3 Pole 6kA Curve - C

Item	Rated (A)	Packing Units	Trade Price
MCB GRC306	6	4	33.76
MCB GRC310	10	4	33.76
MCB GRC316	16	4	33.76
MCB GRC320	20	4	33.76
MCB GRC325	25	4	33.76
MCB GRC332	32	4	33.76
MCB GRC340	40	4	41.73
MCB GRC350	50	4	48.59
MCB GRC363	63	4	57.48

MINIATURE CIRCUIT BREAKER 10kA CURVE B

1-Pole 10kA Curve - B

Item	Rated (A)	Packing Units	Trade Price
MCB GSB 106	6	12	9.58
MCB GSB 110	10	12	9.58
MCB GSB 116	16	12	9.58
MCB GSB 120	20	12	9.58
MCB GSB 125	25	12	9.58
MCB GSB 132	32	12	9.58
MCB GSB 140	40	12	11.87
MCB GSB 150	50	12	23.76
MCB GSB 163	63	12	28.39



1-Pole MCB 10kA

2-Pole 10kA Curve - B

Item	Rated (A)	Packing Units	Trade Price
MCB GSB 206	6	6	22.98
MCB GSB 210	10	6	22.21
MCB GSB 213	13	6	22.21
MCB GSB 216	16	6	22.21
MCB GSB 220	20	6	22.21
MCB GSB 225	25	6	22.21
MCB GSB 232	32	6	22.21
MCB GSB 240	40	6	33.92
MCB GSB 250	50	6	47.66
MCB GSB 263	63	6	61.12



2-Pole MCB 10kA

3-Pole 10kA Curve - B

Item	Rated (A)	Packing Units	Trade Price
MCB GSB 306	6	4	47.08
MCB GSB 310	10	4	47.08
MCB GSB 316	16	4	47.08
MCB GSB 320	20	4	47.08
MCB GSB 325	25	4	47.08
MCB GSB 332	32	4	47.08
MCB GSB 340	40	4	64.72
MCB GSB 350	50	4	80.28
MCB GSB 363	63	4	100.32



3-Pole MCB 10kA

MINIATURE CIRCUIT BREAKER 10kA 80A

Item	Rated (A)	Trade Price
80ASPBM	80	33.70
80ADPBM	80	71.90

MINIATURE CIRCUIT BREAKER 10kA CURVE C

1-Pole 10kA Curve - C

Item	Rated (A)	Packing Units	Trade Price
MCB GSC 101	1	12	11.99
MCB GSC 102	2	12	12.40
MCB GSC 104	4	12	12.40
MCB GSC 106	6	12	9.58
MCB GSC 110	10	12	9.58
MCB GSC 116	16	12	9.58
MCB GSC 120	20	12	9.58
MCB GSC 125	25	12	9.58
MCB GSC 132	32	12	9.58
MCB GSC 140	40	12	11.87
MCB GSC 150	50	12	23.76
MCB GSC 163	63	12	28.39



1-Pole MCB 10kA

2-Pole 10kA Curve - C

Item	Rated (A)	Packing Units	Trade Price
MCB GSC 206	6	6	22.98
MCB GSC 210	10	6	22.98
MCB GSC 216	16	6	22.98
MCB GSC 220	20	6	22.98
MCB GSC 225	25	6	22.98
MCB GSC 232	32	6	22.98
MCB GSC 240	40	6	25.68
MCB GSC 250	50	6	47.66
MCB GSC 263	63	6	61.12



2-Pole MCB 10kA

3-Pole 10kA Curve - C

Item	Rated (A)	Packing Units	Trade Price
MCB GSC 306	6	4	47.08
MCB GSC 310	10	4	47.08
MCB GSC 316	16	4	47.08
MCB GSC 320	20	4	47.08
MCB GSC 325	25	4	47.08
MCB GSC 332	32	4	47.08
MCB GSC 340	40	4	66.99
MCB GSC 350	50	4	83.10
MCB GSC 363	63	4	100.32



3-Pole MCB 10kA

MINIATURE CIRCUIT BREAKER 10kA CURVE D

1-Pole 10kA Curve - D

Item	Rated (A)	Packing Units	Trade Price
MCB GSD 106	6	12	9.58
MCB GSD 110	10	12	9.58
MCB GSD 116	16	12	9.58
MCB GSD 120	20	12	9.58
MCB GSD 125	25	12	9.58
MCB GSD 132	32	12	9.58



1-Pole MCB 10kA

2-Pole 10kA Curve - D

Item	Rated (A)	Packing Units	Trade Price
MCB GSD 206	6	6	22.98
MCB GSD 210	10	6	22.98
MCB GSD 216	16	6	22.98
MCB GSD 220	20	6	22.98
MCB GSD 225	25	6	22.98
MCB GSD 232	32	6	22.98



2-Pole MCB 10kA

3-Pole 10kA Curve - D

Item	Rated (A)	Packing Units	Trade Price
MCB GSD 306	6	4	47.08
MCB GSD 310	10	4	47.08
MCB GSD 316	16	4	47.08
MCB GSD 320	20	4	47.08
MCB GSD 325	25	4	47.08
MCB GSD 332	32	4	47.08



3-Pole MCB 10kA

LOCKING DEVICE

Locking device makes it possible to lock dolly in a specific position on the component.

Item	Description	Trade Price
MCB LOCK	Locking device suitable for Miniature Circuit Breakers in the 6kA & 10kA ranges.	13.41



MCB LOCK

AUXILIARY CONTACTS

For remote indication of the status of Miniature Circuit Breakers.

Item	Description	Modules	AC12	DC12	Trade Price
MCB GR AUX	Auxiliary Contact for 6kA & 10kA breakers 1no + 1nc	0,5	230V-6A	110V-1A	10.45



MCB GR AUX

MINIATURE CIRCUIT BREAKER 10kA CURVE B 80 - 125Amp

1 Pole 10kA Curve B

Item	Rated (A)	Characteristic	Modules	Trade Price
80ASPBM	80	B	1.5	33.70
100ASPBM	100	B	1.5	40.45
125ASPBM	125	B	1.5	53.93

2 Pole 10kA Curve B

Item	Rated (A)	Characteristic	Modules	Trade Price
80ADPBM	80	B	3	71.90
100ADPBM	100	B	3	85.39
125ADPBM	125	B	3	112.35

3 Pole 10kA Curve B

Item	Rated (A)	Characteristic	Modules	Trade Price
80ATPBM	80	B	4.5	110.10
100ATPBM	100	B	4.5	130.33
125ATPBM	125	B	4.5	170.77



80ASPCM

MINIATURE CIRCUIT BREAKER 10kA CURVE C 80 - 125Amp

1 Pole 10kA Curve C

Item	Rated (A)	Characteristic	Modules	Trade Price
80ASPCM	80	C	1.5	33.70
100ASPCM	100	C	1.5	40.45
125ASPCM	125	C	1.5	53.93

2 Pole 10kA Curve C

Item	Rated (A)	Characteristic	Modules	Trade Price
80ADPCM	80	C	3	71.90
100ADPCM	100	C	3	85.39
125ADPCM	125	C	3	112.35

3 Pole 10kA Curve C

Item	Rated (A)	Characteristic	Modules	Trade Price
80ATPCM	80	C	4.5	110.10
100ATPCM	100	C	4.5	130.33
125ATPCM	125	C	4.5	170.77



80ATPCM

RESIDUAL CURRENT CIRCUIT BREAKER

GARO's range of RCCBs are **10kA, Type A or Type B** and are tested and certified to standard EN 61008. The range can be fed from the TOP or BOTTOM. On each 2-Pole 10kA device it is possible to connect the neutral conductor on the right or left side. Protection to IP20. Auxiliary Contact see previous page.

GARO RCCB Type A & B Rated Voltage 200-415V AC Max Torque 3 Nm Protection Class IP20

10kA TYPE A

Item	Rated (A)	Modules	Poles	mA	Max cable size mm ²	Trade Price
2 Pole						
GCD 25-2-03	25	2	2	30	25	41.02
GCD 40-2-03	40	2	2	30	25	39.76
GCD 63-2-03	63	2	2	30	25	45.30
GCD 63-2-1	63	2	2	100	25	80.05
GCD 63-2-3	63	2	2	300	25	80.05
GCD 80-2-03	80	2	2	30	25	87.17
GCD 100-2-1	100	2	2	100	25	105.60
GCD 100-2-3	100	2	2	300	25	116.65



GCD 25-2-03

Item	Rated (A)	Modules	Poles	mA	Max cable size mm ²	Trade Price
4 Pole						
GCD 25-4-03	25	4	4	30	25	71.05
GCD 40-4-03	40	4	4	30	25	71.05
GCD 63-4-03	63	4	4	30	25	91.55
GCD 80-4-03	80	4	4	30	25	120.18
GCD 100-4-03	100	4	4	30	25	284.08
GCD 40-4-3	40	4	4	300	25	72.24
GCD 63-4-3	63	4	4	300	25	98.33
GCD 63-4-5	63	4	4	500	25	98.33
GCD 80-4-3	80	4	4	300	25	130.26
GCD 100-4-1	100	4	4	100	25	247.18
GCD 100-4-3	100	4	4	300	25	247.18



GCD 63-4-5

10kA TYPE B

GCD63-4-03B	63A	4	4	30	25	440.12
-------------	-----	---	---	----	----	--------

RCCB TYPE S

Selective - minimum time delay 40ms.

Item	Rated (A)	Modules	Poles	mA	Max cable size mm ²	Trade Price
2 Pole						
GCD 63-2-1S	63	2	2	100	25	126.17
GCD 63-2-3S	63	2	2	300	25	126.17
4 Pole						
GCD 63-4-1S	63	4	4	100	25	165.65
GCD 63-4-3S	63	4	4	300	25	165.65

AUXILIARY CONTACTS

Item	Description	Trade Price
HLPKD	Aux for RCCB (2 Pole + 4 Pole Suitable for GCD 25, 40, 63, 80 ONLY)	13.83

RESIDUAL CURRENT CIRCUIT BREAKER with Overcurrent Protection (RCBO) 6kA

An RCBO is a combination of an RCCB and MCB. The 6kA range is **Type A** and can be supplied from the top or bottom. The products are approved and certified according to EN 61009.

GARO RCBO 6kA Type A

Rated Voltage 200-415V AC

Max Torque 3 Nm

Protection Class IP20

6kA TYPE A

Item	Rated (A)	Modules	Poles	mA	For cable size mm ²	Trade Price
2 Pole 6kA Curve B - TYPE A						
RCBO GRB06	6	2	2	30	1-25	35.28
RCBO GRB10	10	2	2	30	1-25	35.28
RCBO GRB16	16	2	2	30	1-25	35.28
RCBO GRB20	20	2	2	30	1-25	35.28
RCBO GRB25	25	2	2	30	1-25	35.28
RCBO GRB32	32	2	2	30	1-25	35.28
RCBO GRB40S	40	2	2	30	1-25	35.28

Item	Rated (A)	Modules	Poles	mA	For cable size mm ²	Trade Price
4 Pole 6kA Curve B - TYPE A						
RCBO GSB06	6	4	3P+N	30	1-25	151.42
RCBO GSB10	10	4	3P+N	30	1-25	151.42
RCBO GSB16	16	4	3P+N	30	1-25	151.42
RCBO GSB20	20	4	3P+N	30	1-25	151.42
RCBO GSB25	25	4	3P+N	30	1-25	151.42
RCBO GSB32	32	4	3P+N	30	1-25	151.42

Item	Rated (A)	Modules	Poles	mA	For cable size mm ²	Trade Price
2 Pole 6kA Curve C - TYPE A						
RCBO GRC06	6	2	2	30	1-25	35.28
RCBO GRC10	10	2	2	30	1-25	35.28
RCBO GRC16	16	2	2	30	1-25	35.28
RCBO GRC20	20	2	2	30	1-25	35.28
RCBO GRC25	25	2	2	30	1-25	35.28
RCBO GRC32	32	2	2	30	1-25	35.28
RCBO GRC40	40	2	2	30	1-25	35.28

Item	Rated (A)	Modules	Poles	mA	For cable size mm ²	Trade Price
4 Pole 6kA Curve C - TYPE A						
RCBO GSC06	6	4	3P+N	30	1-25	151.42
RCBO GSC10	10	4	3P+N	30	1-25	151.42
RCBO GSC16	16	4	3P+N	30	1-25	151.42
RCBO GSC20	20	4	3P+N	30	1-25	151.42
RCBO GSC25	25	4	3P+N	30	1-25	151.42
RCBO GSC32	32	4	3P+N	30	1-25	151.42



2 Pole RCBO 6kA



4 Pole RCBO 6kA

RCBO ACCESSORIES

Item	Description	Trade Price
LB2	Locking mechanism for RCBO & RCCB	7.97
HLPKO	Aux for RCBO 2 Pole + 4 Pole	17.26



RESIDUAL CURRENT BREAKER with Overcurrent Protection (RCBO) 10kA

An RCBO is a combination of an RCCB and MCB. The 10kA range is **Type A** and can be supplied from the top or bottom. The products are approved and certified according to EN 61009.

GARO RCBO 10kA Type A Rated Voltage 200-415V AC Max Torque 3 Nm Protection Class IP20

Item	Rated (A)	Modules	Poles	mA	For cable size mm ²	Trade Price
2 Pole 10kA Curve B						
RCBO GS B06A2P	6	2	2	30	1-25	52.52
RCBO GS B10A2P	10	2	2	30	1-25	52.52
RCBO GS B16A2P	16	2	2	30	1-25	52.52
RCBO GS B20A2P	20	2	2	30	1-25	52.52
RCBO GS B25A2P	25	2	2	30	1-25	52.52
RCBO GS B32A2P	32	2	2	30	1-25	52.52
RCBO GS B40A2P	40	2	2	30	1-25	52.52

Item	Rated (A)	Modules	Poles	mA	For cable size mm ²	Trade Price
2 Pole 10kA Curve - C						
RCBO GS C06A2P	6	2	2	30	1-25	52.52
RCBO GS C10A2P	10	2	2	30	1-25	52.52
RCBO GS C16A2P	16	2	2	30	1-25	52.52
RCBO GS C20A2P	20	2	2	30	1-25	52.52
RCBO GS C25A2P	25	2	2	30	1-25	52.52
RCBO GS C32A2P	32	2	2	30	1-25	52.52
RCBO GS C40A2P	40	2	2	30	1-25	52.52



2 Pole RCBO 10kA

1 MOD RESIDUAL CURRENT BREAKER with Overcurrent Protection (RCBO) 6kA

The 1 Mod 6kA range is **Type A** 1P + N RCBO and **MUST ONLY** be supplied from the **bottom**. The products are approved and certified according to EN 61009.

GARO RCBO 6kA Type A Rated Voltage 200-415V AC Max Torque 3 Nm Protection Class IP20

Item	Rated (A)	Modules	Poles	mA	For cable size mm ²	Trade Price
2 Pole 6kA Curve B						
RCBO GI B06	6	1	1 + N	30	1-6	41.43
RCBO GI B10	10	1	1 + N	30	1-6	41.43
RCBO GI B16	16	1	1 + N	30	1-6	41.43
RCBO GI B20	20	1	1 + N	30	1-6	41.43
RCBO GI B25	25	1	1 + N	30	1-6	41.43

Item	Rated (A)	Modules	Poles	mA	For cable size mm ²	Trade Price
2 Pole 6kA Curve C						
RCBO GI C06	6	1	1 + N	30	1-6	41.43
RCBO GI C10	10	1	1 + N	30	1-6	41.43
RCBO GI C16	16	1	1 + N	30	1-6	41.43
RCBO GI C20	20	1	1 + N	30	1-6	41.43
RCBO GI C25	25	1	1 + N	30	1-6	41.43



1 Mod 2 Pole RCBO

Item	Description	Modular Length	For cable size mm ²	Trade Price
------	-------------	----------------	--------------------------------	-------------

ACCESSORIES

AS-35-SLISOSO	Terminal Connector		25	2.38
SKN0021-10	SP Busbar 10 mm ² to suit 1mod RCBO	12		17.58
SKN0029-10	TP Busbar 10 mm ² to suit 1mod RCBO	12		29.11

RESIDUAL CURRENT CIRCUIT BREAKER (RCBO) 10kA ****TYPE B****

An RCBO is a combination of an RCCB and MCB. This 10kA range is **Type B** and can be supplied from the top or bottom. The products are approved and certified according to EN 61009.

GARO RCBO 10kA **Type B** Rated Voltage 200-415V AC Max Torque 3 Nm Protection Class IP20

Item	Rated (A)	Modules	Poles	mA	For cable size mm ²	Trade Price
2 Pole 10kA Curve B - TYPE B						
RCBOGRB06M4B	6	4	2	30	1-25	437.23
RCBOGRB10M4B	10	4	2	30	1-25	437.23
RCBOGRB13M4B	13	4	2	30	1-25	437.23
RCBOGRB16M4B	16	4	2	30	1-25	437.23
RCBOGRB20M4B	20	4	2	30	1-25	437.23
RCBOGRB26M4B	25	4	2	30	1-25	437.23
RCBOGRB32M4B	32	4	2	30	1-25	437.23
RCBOGRB40M4B	40	4	2	30	1-25	437.23

Item	Rated (A)	Modules	Poles	mA	For cable size mm ²	Trade Price
2 Pole 10kA Curve - C - TYPE B						
RCBOGRC06M4B	6	4	2	30	1-25	452.54
RCBOGRC10M4B	10	4	2	30	1-25	452.54
RCBOGRC16M4B	16	4	2	30	1-25	452.54
RCBOGRC20M4B	20	4	2	30	1-25	452.54
RCBOGRC25M4B	25	4	2	30	1-25	452.54
RCBOGRC32M4B	32	4	2	30	1-25	452.54
RCBOGRC40M4B	40	4	2	30	1-25	452.54



MODULAR ISOLATORS

AC22 and certified to EN60947-3.

Item	Type	AC21-AC22 (A)	Modules	Poles	Operating Voltage V	For cable size mm ²	Trade Price
With dolly							
GSV 1100	Isolator	100	1	1	230	35	10.78
GSV 2100	Isolator	100	2	2	400	35	22.60
GSV 3100	Isolator	100	3	3	400	35	35.30
GSV 4125	Isolator	125	4	4	400	35	50.42



GSV 2100

MODULAR CHANGEOVER SWITCHES

Item	Type	AC21-AC22 (A)	Modules	Poles	Operating Voltage V	Trade Price
------	------	---------------	---------	-------	---------------------	-------------

With toggle

Enclosure class IP20

HOA 1	H-O-A	10	2	1	440	33.19
HOA 2	H-O-A	10	2	2	440	39.65



HOA 1

ELECTRONIC TIMERS

Digital and Astronomical (SOLAR) time switches with daily and weekly adjustable programs. Battery reserve of 3 years (Li-ion type CR-2032). Charge reserve of 1 minute (for battery replacement). Halogen and incandescent = 1500W (@ 240V). Fluorescent = 600W (@ 240V)

Item	Modules	Channels	Relay Capacity	Trade Price
DV1KT3	2	1	250V AC - 16(10)A	87.09
DV2KT3	2	2	250V AC - 16(10)A	144.67
DV1K1M	1	1	250V AC - 16(10)A	127.12



DV1KT3



DV1K 1M

Item	Modules	Channels	Relay Capacity	Programmable	Trade Price
ASTRO1KT3	2	1	250V AC - 16(10)A	Dusk to dawn	110.07
ASTRO2KT3	2	2	250V AC - 16(10)A	Dusk to dawn	180.89



ASTRO2KT3

MECHANICAL & ELECTROMECHANICAL TIMERS

Item	Modules	Relay Capacity	Quadrant Type	Intervention Time (min)	Intervention Precision	Trade Price
D1M MEK	1	250V AC - 16(4)A	24 hours - 96 trips x 15 mins	15 mins	+/- 5 mins	42.78
V3M MEK	3	250V AC - 16(4)A	168 hours - 48 trips x 3.5 hrs	3.5 hours	+/- 52.5 mins	97.94



D1M MEK

Time switches with daily and weekly adjustable programs. Charge reserve of 150 hours. Din rail mounting

MULTIFUNCTION TIMER

Item	Description	Modules	Capacity	Functions	Trade Price
GCRM - 91H	Multifunction Time Relay	1	16A AC-DC 12-240V	10 x 0.15 - 10 days	55.04



TEST RELAYS & TIME LAG SWITCHES

Item	Description	Contact	Trade Price
DCTU	Emergency Light Test Relay - Din Rail mounting	1 x c-o	63.21
COLUMBUS	Pneumatic Time Delay Switch - 6A, 5 secs - 20 mins	1 x c-o	55.13
GTA8	Staircase Timer 1 mod, 1 - 7 minutes		39.44



SHOWER RELAY + TIMER

Item	Description	Rated(A)	Voltage	Trade Price
LSR11	Load drop relay 6,7	39A	230 Volt	57.50



KILOWATT HOUR METERS

Din rail mounted energy meters MID certified.

Item	Description	Measures	Modules	Rated Current (A)	Trade Price
GNM1D	Garó SP Meter 45A Pulse MID	KWH, KW, V & A	1	45	73.62
GNM1D-RS485	Garó SP Meter 45A Modbus MID	KWH, KW, V & A	1	45	86.74
GNM1D-100-RS485	Garó SP Meter 100A Bi-directional Modbus	KWH, KW, V & A	2	100	163.57
GNM3D	Garó TP 65A Meter Pulse MID	KWH, KW, V & A	4	63	169.26
GNM3D-RS485	Garó TP 65A Meter Modbus MID	KWH, KW, V & A	4	63	184.07
GNM3TD	Garó MFM Dual RJ11 Input Pulse + Modbus	KWH, KW, V & A	4	160-630	243.87
GNT160	160A TP CT RJ11 150 cm Lead		CT	160	70.06
GNT250	250A TP CT RJ11 150 cm Lead		CT	250	78.64
GNT630	630A TP CT RJ11 150 cm Lead		CT	630	86.92
GNM3T-RS485	Garó MFM 5A CT Input Pulse + Modbus	KWH, KW, V & A	4	6000	286.36
GDT36-300A	300 / 5A Split Core CT	Set of 3			410.04
GDT36-600A	600 / 5A Split Core CT	Set of 3			439.57
3 MOD DRKT GNM3T	Door Kit for GNM3T	-	3	-	51.03



GNM1D



GNM3TD & GNT630

CONTACTORS

Item	Contacts	Poles	Modules	Rated AC-1[A]	Coil Voltage (V)	Type	Trade Price
Modular contactors for din rail mounting							
GK20-1NO1NC	1 NO + 1 NC	2	1	20	230	AC	24.36
GK20-2NO	2 NO	2	1	20	230	AC	39.85
GK20-2NC	2 NC	2	1	20	230	AC	39.85
GK24-4NO	4 NO	4	2	25	230	AC-DC	46.81
GK24-4NC	4 NC	4	2	25	230	AC-DC	46.81
GK32-2NO	2 NO	2	1	32	230	AC-DC	41.89
GK32-4NO	4 NO	4	2	32	230	AC-DC	44.95
GK40-1NO	1 NO	1	1	40	230	AC-DC	61.68
GK40-4NO	4 NO	4	3	40	230	AC-DC	98.06
GK40-2NO2NC	2 NO + 2 NC	4	3	40	230	AC-DC	129.23
GK63-4NO	4 NO	4	3	63	230	AC-DC	129.02



GK40 - 2NO 2NC



GKD

Item	Description	Modules	Trade Price
GKD	Distance Piece, 12gm, temperatures < 40 ° C	0,5	4.59
GKN 11	Auxiliary Contacts		22.81

ACCESSORIES FOR CONTACTORS

SWITCHFUSE TYPE DO

Item	Poles	Max Rated Current A	Modules	Trade Price
For fuses see page 16 & 51 for busbar to suit				
STVDO 21P	1	63	1.5	14.83
STVDO 22P	2	63	3	41.02
STVDO 23P	3	63	4.5	57.47



NOTE: GARO's DO switchfuses STV can only be switched on when the fuse has been fully inserted.

ARC FAULT DETECTION - CURVE B

2 Pole 10kA Curve B

Item	Rated (A)	Characteristic	Modules	Trade Price
AFDGRB06	06	B	1	165.00
AFDGRB10	10	B	1	165.00
AFDGRB16	16	B	1	165.00
AFDGRB20	20	B	1	165.00
AFDGRB25	25	B	1	165.00
AFDGRB32	32	B	1	165.00
AFDGRB40	40	B	1	165.00



SURGE PROTECTION DEVICES

Item	Poles	Class	Signal Relay	Impulse Current (10-350)uS	Max Current (8-20)uS	Back up Fuse Maximum	Trade Price
------	-------	-------	--------------	----------------------------	----------------------	----------------------	-------------

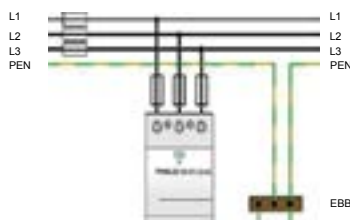
CLASS 1 SURGE PROTECTION DEVICES

BSR 275 3pol	3	1, 11, 111	yes	25KA per pole	100KA per pole	250A gl	635.57
BSR 275 4pol	4	1, 11, 111	yes	25KA per pole	100KA per pole	250A gl	841.95
GBR 275 3pol	3	1, 11	yes	25KA per pole	100KA per pole	160A gl	397.54
GBR 275 4pol	4	1, 11	yes	25KA per pole	100KA per pole	160A gl	516.81



BSR 275 3pol

Category IEC-EN : Class 1 - Type 1
 Location of use : Main distribution board
 Network: TNC-S
 In (8-20) : 25kA per pole
 I_{max} (8-20) : 25kA per pole
 Standard : IEC61643-1



GBR 275 4pol

Item	Poles	Class	Signal Relay	Impulse Current (10-350)uS	Back up Fuse Maximum	Trade Price
------	-------	-------	--------------	----------------------------	----------------------	-------------

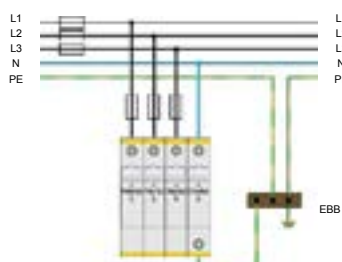
CLASS 11 SURGE PROTECTION DEVICES

GPTT2-300-1-0	1	11	no	5KA per pole	125A	34.82
GPTT2-300-1-0-R	1	11	yes	5KA per pole	125A	48.63
GPTT2-300-2-0	2	11	no	5KA per pole	125A	65.00
GPTT2-300-2-0-R	2	11	yes	5KA per pole	125A	85.60
GPTT2-300-3-0	3	11	no	5KA per pole	125A	100.22
GPTT2-300-3-0-R	3	11	yes	5KA per pole	125A	126.88
GPTT2-300-4-0	4	11	no	5KA per pole	125A	133.62
GPTT2-300-4-0-R	4	11	yes	5KA per pole	125A	164.62
GPT275plug	1	11	yes	5KA per pole	125A	46.06
G-GPT2	2	11	no	5KA per pole	125A	62.92



GPT 275 4pol

Category IEC-EN : Class 11 - Type 11
 Location of use : Main - Sub distribution board
 Network: TNC-S
 In (8-20) : 5kA per pole
 I_{max} (8-20) : 20kA per pole
 Standard : IEC61643-1



G-GPT2
Surge Protection Kit

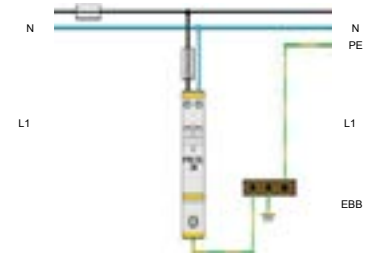
SURGE PROTECTION DEVICES

Item	Poles	Class	Signal Relay	Impulse Current (10-350) μ S	Max Current (8-20) μ S	Backup Fuse Maximum	Trade Price
CLASS 111 SURGE PROTECTION DEVICES							
PDM 320	1	111	no	n-a	10KA per pole	63A	106.02
PDMR 320	1	111	yes	n-a	10KA per pole	63A	124.35
PDM 320plug	1	111	yes	n-a	10KA per pole	63A	95.66
GTS 170	1	111	yes	n-a	20KA per pole	63A	135.80
GTS 170plug	1	111	yes	n-a	20KA per pole	63A	112.60



PDM 320

Category IEC-EN : Class 111 - Type 111
 Location of use : Sub - Local distribution board
 Network : TNC-S
 In (8-20) : 5kA per pole
 I_{max} (8-20) : 10kA per pole
 Standard : IEC61643-1



BUSBAR

Item	Description	Current capacity with end input (A)	Current capacity with central input (A)	Trade Price
Pin type busbar with insulation				
S-1L-1000-10I	10 mm ² 1-phase, 57 mod	63	100	16.66
S-2L-1000-10	10 mm ² 2-phase, 57 mod	63	100	29.70
S-3L-1000-10	10 mm ² 3-phase, 57 mod	63	100	33.52
S-3L-1000-16	16 mm ² 3-phase, 57 mod	80	130	51.05
S-4L-1000-16	16 mm ² for 4 Pole RCCB	80	130	72.83
S-1L-2MOD-10ISO	10mm ² 1-phase 2mod insulated busbar			0.70
S-1L-27-1000	16 mm ² 1-phase	80	130	49.76
S-3L-27-1000	16 mm ² 3-phase, for do - neoz fuse holders	80	130	62.91
S-1L-145-10-ISO	10 mm ² 1-phase, 8 mod	63	100	2.03
S-1L-210-10-ISO	10 mm ² 1-phase, 12 mod	63	100	4.03



Fork type busbar with insulation

G-1L-1000-10ISO	10 mm ² 1-phase, 57 mod	63	100	15.30
G-2L-1000-10M5	10 mm ² 2-phase, 57 mod	63	100	29.56
G-3L-1000-10CM5	10 mm ² 3-phase, 57 mod	63	100	32.10
G-L1-N-L2-N-L	16 mm ² 3-phase+N, 57 mod	80	130	80.50
G-4L-1000-16	16 mm ² 3-phase+N	80	130	70.73



ACCESSORIES

Item	Description	Trade Price
Terminals and Connectors		
AS25-SN	Cable Connector Pin to suit 25 mm ² cable	2.32
AS25-GN	Cable Connector Fork to suit 25 mm ² cable	2.32
AS35-S	Cable Connector Pin to suit 35 mm ² cable	2.61
AS-35-SLISOSO	Cable Connector Pin to suit 35 mm ² cable. 27mm PITCH	2.38
AS50-SN	Cable Connector Pin to suit 50 mm ² cable. 15mm PITCH	4.12
E7	Earth Terminal Block 7 Way 16 mm ² clips on to DIN rail	2.59
N7	Neutral Terminal Block 7 Way 16 mm ² clips on to DIN rail	2.66
BRASS 3LA	18 Way Brass Terminal for LA Consumer Units	6.79
BRASSBAR	Brass Terminal 6.5 x 9 x 288mm	9.42
BRASSBAR1M	Neutral or Earth Bar 6.5 x 9 x 1000mm 153 way	25.04
KKS1-2	Supports for N-E Terminal Bar (1 metre)	1.37
E15	Earth Terminal 15Way Clip-On	14.79
N15	Neutral Terminal 15Way Clip-On	14.79
NPE35	Earth - Neutral Terminal 160A to suit 35 mm ² cable	15.31
NPE120	Earth - Neutral Terminal 250A to suit 120 mm ² cable	49.16
TBN185	Earth - Neutral Terminal 400A to suit 185 mm ² cable	69.56
DISCT6US	Disconnect Test Terminal	6.11
EPDISCT6U	End Plate for Disconnect Terminal	0.54
RPQ 1000	125A 4 Pole short busbar block	16.03
RPQ 1005	125A 4 Pole long busbar Block	21.85
RPQ 1010	100A 4 Pole longest Busbar Block	28.58
RPQ 1016	160A 4 Pole modular Busbar Block with Top & Bottom entry	66.58
RPQ 1017	160A 4 Pole modular Busbar Block	66.58
RPQ 1020	160 A 4 Pole shallow Busbar Block	89.83
RPQ 1025	125A 4 Pole Busbar Block	35.65



AS-35-SLISOSO



N7



AS25-GN



AS50-SL



AS25-SN



E7



ASF35-SN



RPQ1000



RPQ1025

RPQ3015

Item	Description	Trade Price
Blanking Strip Plastic		
Covers the empty spaces in the front cover of distribution enclosures		
TC-1A	4.5 modules - easily cut into desired size	1.22
ZA2W	57 modules (1 metre)	7.22



ZA2W

TERMINAL BLOCKS

Item		Size	Colour	Trade Price
GKL 1x50 GRE	Terminal Block A Class	1 x 50	Grey	26.86
GKL 2x50 GRE	Terminal Block A Class	2 x 50	Grey	7.85
GKL 1x50 BLE	Terminal Block A Class	1 x 50	Blue	4.31
GKL 2x50 BLE	Terminal Block A Class	2 x 50	Blue	7.85
GKL 1x50 G-G	Terminal Block A Class	1 x 50	Green/Ylw	4.31
GKL 2x50 G-G	Terminal Block A Class	2 x 50	Green/Ylw	7.85
GKL 1x95 GRE	Terminal Block A Class	1 x 95	Grey	10.90
GKL 2x95 GRE	Terminal Block A Class	2 x 95	Grey	21.09
GKL 1x95 BLE	Terminal Block A Class	1 x 95	Blue	10.90
GKL 2x95 BLE	Terminal Block A Class	2 x 95	Blue	21.09
GKL 1x95 G-G	Terminal Block A Class	1 x 95	Green/Ylw	10.90
GKL 2x95 G-G	Terminal Block A Class	2 x 95	Green/Ylw	21.09
GKL 1x150 GRE	Terminal Block A Class	1 x 150	Grey	18.30
GKL 2x150 GRE	Terminal Block A Class	2 x 150	Grey	37.01
GKL 1x150 BLE	Terminal Block A Class	1 x 150	Blue	18.30
GKL 2x150 BLE	Terminal Block A Class	2 x 150	Blue	37.01
GKL 1x150 G-G	Terminal Block A Class	1 x 150	Green/Ylw	18.30
GKL 2x150 G-G	Terminal Block A Class	2 x 150	Green/Ylw	37.01
GKL 1x240 GRE	Terminal Block A Class	1 x 240	Grey	28.74
GKL 2x240 GRE	Terminal Block A Class	2 x 240	Grey	45.59
GKL 1x240 BLE	Terminal Block A Class	1 x 240	Blue	26.86
GKL 2x240 BLE	Terminal Block A Class	2 x 240	Blue	45.59
GKL 1x240 G-G	Terminal Block A Class	1 x 240	Green/Ylw	26.86



GROUP LINK BOX

Item	Description	Height mm	Width mm	Depth mm	Trade Price
GKLM 2x16 NCG	16sq GRP link box	190	144	131	119.83
GKLM 2x50 NCG	50sq GRP link box	255	180	139	199.09
GKLM 2x95 NCG	95sq GRP link box	380	280	171	372.81



GKLM 2x16 NCG

DISTRIBUTION & BUSBAR BLOCKS

Item	Pole	Rating (A)	Incoming Terminals Qty x mm	Outgoing Terminals Qty x mm	kA	Trade Price
------	------	------------	-----------------------------	-----------------------------	----	-------------

Distribution Blocks Single Pole

RPU 2995	SP	80	1 x 16	2x16,4x6	22	11.80
RPU 3000	SP	125	1 x 35	10x16	25	34.37
RPU 3005	SP	160	1 x 70	10x16	35	35.01
RPU 3010	SP	250	1 x 120	4x10,5x16,2x25	50	54.21
RPU 3015	SP	400	1 x 185	4x10,5x16,2x25	50	54.83
RPU 3020	SP	500	1 x 185	4x10,5x16,2x25	50	60.26
RPT 3000	TP	125	1 x 35	6 x 16	25	67.35
RPT 3005	TP	160	1 x 70	6 x 16	35	70.11



Distribution Blocks SP

Distribution Blocks Three Pole

RPT 3000	TP	125	1 x 35	6 x 16	25	67.35
RPT 3005	TP	160	1 x 70	6 x 16	35	70.11

Busbar Blocks Two Pole

Type	Rating (A)	Incoming Qty x mm per pole	Outgoing Qty x mm per pole	kA	Trade Price
RPB 1000	125	1 x 35	1x25, 5 x 6	20	9.19
RPB 1005	125	1 x 35	2x25, 11x6	20	15.52



Busbar Blocks 4P

Busbar Blocks Four Pole

Type	Rating (A)	Incoming Qty x mm per pole	Outgoing Qty x mm per pole	kA	Trade Price
RPQ 1025	100	1 x 35	2x16, 5x6	24	35.65
RPQ 1000	125	1 x 35	1x25, 5x6	18	16.03
RPQ 1005	125	2 x 35	2x25, 7x6	18	21.85
RPQ 1010	125	2 x 35	2x25, 11x6	18	28.58
RPQ 1016	160	1 x 50	3x35, 8x16	22	66.58
RPQ 1017	160	1 x 50	3x35, 8x16	22	66.58
RPQ 1020	160	1 X 50	3x35, 8x16	20	89.83
RPQ 1050	400	1 x 120	1x35, 2x25, 4x16, 7x10	30	209.54



RPQ 1025



RPQ 1050

POWER TERMINALS & BUSBAR CLAMPS

Neutral & Earth Disconnectable Power Terminals

Type	Description	Cable mm ²	Trade Price
NB16 0000	Disconnectable Terminal 160A	35	71.11
NB25 0000	Disconnectable Terminal 250A	70	83.64
NB40 0000	Disconnectable Terminal 400A	185	103.14
NB63 0000	Disconnectable Terminal 630A	240	162.38



NB25 0000

Power Terminals

Type	Description	Poles	Trade Price
4501 0003	Power Terminal 250Amp	3	83.97
4501 1003	Terminal Screen 250Amp	3	83.97
4501 0004	Power Terminal 250Amp	4	82.72
4501 1004	Terminal Screen 250Amp	4	75.44
4502 0003	Power Terminal 630Amp	3	85.84
4502 1003	Terminal Screen 630 Amp	3	66.61
4502 0004	Power Terminal 630Amp	4	142.52
4502 1004	Terminal Screen 630 Amp	4	75.44



4501 0003

Busbar Clamps

Type	Description	Busbar	Trade Price
SK16F5	16mm Busbar Clamp	5mm	1.78
SK35F5	35mm Busbar Clamp	5mm	2.84
SK70F5	70mm Busbar Clamp	5mm	7.39
SK120F5	120mm Busbar Clamp	5mm	7.92
SK16F10	16mm Busbar Clamp	10mm	2.99
SK35F10	35mm Busbar Clamp	10mm	6.38
SK70F10	70mm Busbar Clamp	10mm	7.74
SK120F10	120mm Busbar Clamp	10mm	7.92



Busbar Clamps for 5mm busbar



Busbar Clamps for 10mm busbar

REPARTITION SUPPORTS

PSP 4 Pole Repartition Supports

Item	Description	For use with copper size	Space between Phases mm	Trade Price
PSP 1000	PSP250 Support	15-20mm x 5mm	42	13.55
PSP 1005	PSP400 Support	15-32mm x 5-10mm	65	42.97
PSP 1020	PSP630T+N Support	20-30mm x 5-10mm	60	40.04
DZP 2000	DZP Spacer Kit for protection screen			6.66



PSP 4 Pole Repartition Support Kits.

Kits comprise: Threaded Copper Bars; Connection Bolts; Supports and screen.

Item	Description	Number of		Pitch Length mm	Number of Supports	Trade Price
		Inputs	Outputs			
PSP 1035	PSP 250A Complete Busbar Kit	1 x Ø 8,5	6 x M6	230	2	155.36
PSP 1036	PSP 250A Complete Busbar Kit	1 x Ø 8,5	10 x M6	430	2	205.28
PSP 1040	PSP 400A Complete Busbar Kit	1 x Ø 10,5	8 x M6	305	2	211.03
PSP 1050	PSP 400A Complete Busbar Kit	1 x Ø 10,5	14 x M6	480	3	315.45
PSP 1055	PSP 630A Complete Busbar Kit	1 x Ø 10,5	8 x M8	266	2	337.09
PSP 1065	PSP 630A Complete Busbar Kit	1 x Ø 10,5	18 x M8	441	2	451.60



FLAT BAR SUPPORTS

FLAT Universal bar support is a quick solution for all flat supporting requirements, for copper or aluminium bars. It is made up of two elements:

- 1) Supporting & fastening CHANNEL in extruded PVC
- 2) Set of Blocks & screws to tighten the bar.

Example:

To make a 3 Pole+ Neutral bar support at min. distance between phases use :-

- 1 only PVC Channel (cut to Length required) - **FLT1000**
- 3 only T-Blocks with screws (for intermediate fastening between bars of different phases). - **FLT1010**
- 2 only L-Blocks with screws (for terminal fastening of two farthest bars) - **FLT1005**

Item	Description	Trade Price
FLT 1000	PVC Channel 2 Metre Length	51.02
FLT 1005	L - Block 6-pack Kit c-w screws	30.50
FLT 1010	T - Block 6-pack Kit c-w screws	38.69



PVC Channel



L Block



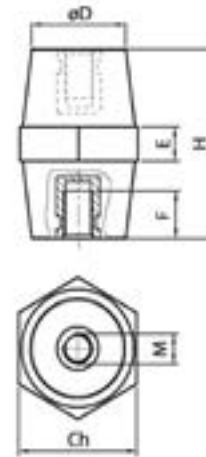
T Block

LV INSULATORS

Low Voltage Insulators

Polyester reinforced with 20% fibreglass Heat hardening resin Brass insert Colour: red
 Continuous working Temperature: 90°C Self-extinguishing UL94V0
 Tests performed in compliance with EN 60664-1 & EN 60439-1

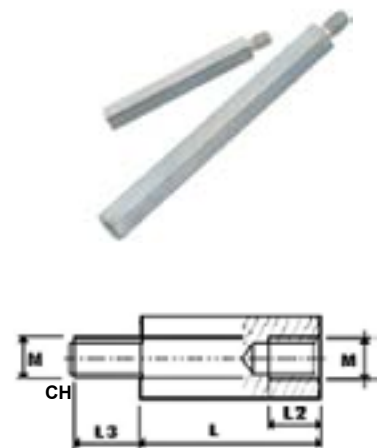
Item	Ch	H	M	F	Ø D	Voltage V		Trade Price
						DC	AC	
CPH 2010	19	20	M6	8	15	1500	1000	2.08
CPH 2015	26	25	M5	10	15	1500	1000	2.11
CPH 2020	26	25	M6	10	15	1500	1000	2.13
CPH 2025	33	30	M6	10	25	1500	1000	2.13
CPH 2035	35	35	M6	12.5	26	1500	1000	3.92
CPH 2040	34	35	M8	12.5	26	1500	1000	3.73
CPH 2055	40	40	M8	12.5	30	1500	1000	4.75
CPH 2085	45	50	M8	15	35	1500	1000	6.06
CPH 2090	45	50	M10	15	35	1500	1000	6.06
CPH 2095	50	60	M8	15	38	1500	1000	7.81
CPH 2100	50	60	M10	18	38	1500	1000	8.21
CPH 2105	55	75	M12	23	38	1500	1000	11.68



GALVANISED STEEL SPACING PILLARS

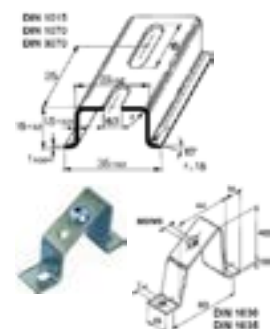
Hexagonal profile M-F (Male-Female) thread A s per DIN 176 Tensile strength: 500N-mm²

Item	CH	L	M	L3	L2	Trade Price
DZM 1095	10	10	M6	10	6	1.17
DZM 1100	10	15	M6	10	10	1.21
DZM 1105	10	20	M6	10	12	1.26
DZM 1106	10	25	M6	10	12	1.36
DZM 1110	10	30	M6	10	12	1.51
DZM 1115	10	40	M6	10	12	1.79
DZM 1120	10	50	M6	10	12	1.96
DZM 1125	10	60	M6	10	12	2.15
DZM 1130	10	70	M6	10	12	2.66
DZM 1135	10	80	M6	10	12	2.92
DZM 1140	10	90	M6	10	12	3.06
DZM 1145	10	100	M6	10	12	3.43



DIN RAILS - Electrolytic Galvanized Steel

Item	Description	Type	Depth mm	Length mtrs	Trade Price
DIN 1000	Din rail - passivated galvanized	Symmetrical - solid	7.5	2	5.30
DIN 1005	Din rail - passivated galvanized	Symmetrical - solid	15	2	8.39
DIN 1010	Din rail - passivated galvanized	Symmetrical - punched	7.5	2	5.57
DIN 1015	Din rail - passivated galvanized	Symmetrical - punched	15	2	9.11
DIN 1070	Din rail - electrolytic galvanized	Symmetrical - punched	15	2	8.44
DIN 1030	45° Supports for mounting Din rails - size 5M fixings				1.08
DIN 1035	45° Supports for mounting Din rails - size 6M fixings				1.08
GCSEAL	Sealing screw for GCS				1.41
GCSBRACKET	Seal Bracket for GCS Bracket				0.65



PLASTIC ENCLOSURES

Our range of distribution enclosures come with transparent reversible doors which can be sealed.

They are made from halogen free long-lasting plastic material and are equipped with dust caps, for wall mounting screws, and 1-4 quick locking secured screws.

Enclosures have supports for fixing mounting plates. Cable entries are metric.

Item	Description	IP Rating	Width mm	Height mm	Depth mm	Trade Price
BT2 - GO	1 x 2 Mod Enclosure	20	53	133	80	3.10
BT4 - GO	1 x 4 Mod Enclosure	20	100	133	85	4.80
BV4PTRR - GO	1 x 4 Mod Enclosure	40	180	228	120	20.61
BV8PTRR - GO	1 x 8 Mod Enclosure	40	105	228	191	27.62
CDN 4G	1 x 3 Mod Enclosure	65	84	174	111	22.31
GCUT 4	1 x 4 Modules DIN Rails	65	166	231	113	30.54
GCUT 6	1 x 6 Modules DIN Rails	65	202	231	113	35.26
GCUT 8	1 x 8 Modules DIN Rails	65	238	231	118	40.33
GCUT 112	1 x 12 Modules DIN Rails	65	310	246	148	48.71
GCUT 118	1 x 18 Modules DIN Rails	65	418	246	148	76.57
GCUT 224	2 x 12 (24) Modules DIN Rails	65	310	436	148	81.31
GCUT 236	2 x 18 (36) Modules DIN Rails	65	418	436	148	109.22
GCUT 336	3 x 12 (36) Modules DIN Rails	65	310	586	148	112.30
GCUT 354	3 X 18 (54) Modules DIN Rails	65	418	586	148	157.64
** Din rails can be mounted at two different heights						
GCUT N - E	N + E Bar for GCUT 112 - GCUT 354					21.70



BT2 - GO



BT 4 - GO



GCUT 4



GCUT 6



GCUT 112



GCUT 224



GCUT 336

GCUT TECHNICAL DATA

Degree of protection	IP65	Glow wire rating	650° C
Resistance to impact	IK08	Ball pressure test	70° C
Auto-extinguishing degree	HB (UL94)		

According to 2006-95-CE directive and EN 60439-1 and UNE-EN 60439-3 norms on affected parts.

JUNCTION BOXES IP67

Junction Boxes with plain sides

Item	IP Rating	Height mm	Width mm	Depth mm	Trade Price
EL111	67	108	108	64	3.85
EL161	67	116	162	76	6.16
EL171	67	151	175	95	9.88
EL231	67	180	241	95	13.23
EL322	67	239	328	129	33.81



Junction Box plain sides

INSPECTION WINDOWS PLASTIC - IP54

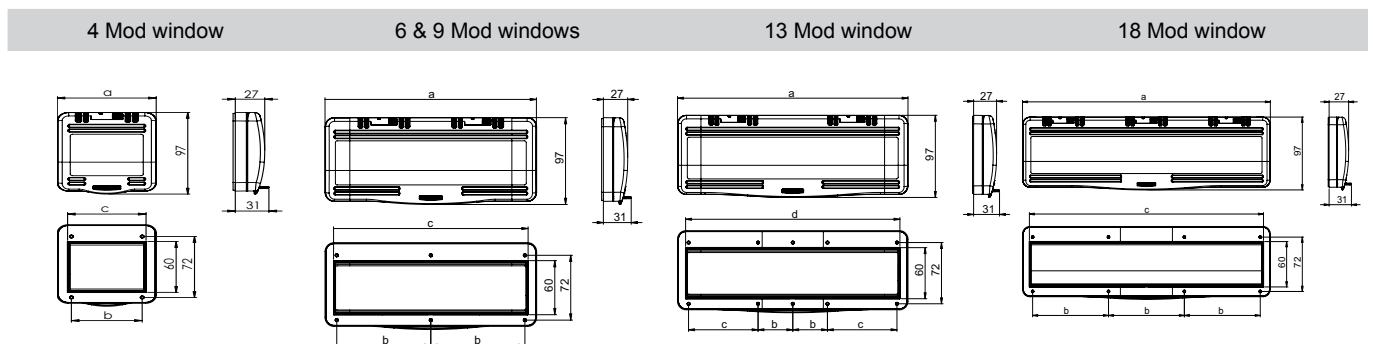
Windows are of compact (robust) design and are made of shock-resistant polycarbonate.

Ideally suited for mounting by panel builder our range of hinged windows are designed to suit 4 - 18 modules (17.5mm). Windows are hinged to open 180° with holder included for holding window open when required.

Mounting frame made of shock-resistant polycarbonate with integrated gasket for flange mounting.

All metal parts are corrosion-resistant. Integrated free position for lead seal.

Item	Modules	a mm	b mm	c mm	d mm	Weight grams	Trade Price
9006 504	4	92	65	72		97	21.30
9006 506	6	128	51	108		127	22.01
9006 509	9	182	78	162		166	28.74
9006 514	13	253	41	73	233	223	34.49
9006 518	18	344	105	324		299	39.63



DISTRIBUTION ENCLOSURES IP 40

A range of metal enclosures suitable for wall mounting. The GM distribution range facilitates the installation of DIN range mounted components. This range is from 6 - 75 modules in one, two and three row boards.

The MS range of distribution enclosures comes in three or four row models and is suitable for 36 - 120 modules.

GM Metal Enclosures

Item	IP Rating	Modules	Rows	Width mm	Height mm	Depth mm	Trade Price
GM 1-14	40	14	1	335	300	111	121.52
GM 1-25	40	25	1	515	300	111	169.06
GM 2-28	40	28	2	335	425	111	159.43
GM 2-50	40	50	2	515	425	111	249.76
GM 3-42	40	42	3	335	550	111	186.37
GM 3-75	40	75	3	515	550	111	313.15
GM KEYLOCK	Lock and key set for GM boards (except GM 1-6)						28.54



GM1-14

MSI Metal Enclosures **

Item	IP Rating	Modules	Rows	Width mm	Height mm	Depth mm	Trade Price
MSI 36-1C	40	36	3	315	530	145	308.86
MSI 48-1C	40	48	4	315	680	145	346.48
MSI 90-2C	40	90	3	610	530	145	425.67
MSI 120-2C	40	120	4	610	680	145	506.84
MSSKL	Lock and key set for MSI cabinets						40.79
TFSO	Flat Flange Size 11						7.03



MSI 36-1C

** MSI Enclosures are supplied without Flanges - please order separately

AIR CIRCUIT BREAKERS

Our “Double Break” ACBs, have two breaking contacts per phase and are rated from 800A to 3200A. The unique pole structure means that the short time withstand rating (Icw, 1sec) is equal to the service short-circuit breaking capacity (Ics) for all models.

Full selectivity is guaranteed up to the full system fault level.

Air Circuit Breakers

Item	Rating (A)	Type	Capacity	Trip	Shunt	Closing	Motor	ATS Control	Trade Price
GAR 208S	800A	Fixed	60kA	Standard			Optional		4,063.02
GAR 212S	1250A	Fixed	60kA	Standard			Optional		4,325.98
GAR 216S	1600A	Fixed	60kA	Standard			Optional		4,516.09
GAR 220S	2000A	Fixed	60kA	Standard			Optional		5,298.50
GAR 325S	2500A	Fixed	60kA	Standard			Optional		6,934.16
GAR 332S	3200A	Fixed	60kA	Standard			Optional		7,588.20



A full range of Withdrawable Air Circuit Breakers is also available

AIR CIRCUIT BREAKER ACCESSORIES

The double insulated design ensures that most accessories can be safely and easily, installed by the user. Control, auxiliary and position switch terminals are mounted at the front on the ACB body for easy access. Horizontal, vertical and front terminal connections, can also be changed by the user for any last minute alterations. Due to the increased level of harmonics within the distribution network, the neutral phase is fully rated as standard.

Accessories for Air Circuit Breakers

Item	Description	Rating (A)	Type	Trade Price
116 103 108	ACB Motor Driver	800 - 2000		580.38
116 104 108	ACB Closing Coil	800 - 2000		154.02
116 106 114	ACB Shunt	800 - 2000		195.72
116 411 109	ACB Interlock Cable	800 - 2000		142.22
116 425 001	ACB IP20 Door Frame	800 - 2000		116.91



Closing Coils

Accessories to be factory fitted when ordering ACB's.

MOULDED CASE CIRCUIT BREAKERS

GARO MCCB 16kA

Item	Rating (A)	Poles	Rating (kA)	Thermal	Magnetic	Trade Price
GE160 SF40	40	3	16	Fixed	Fixed	88.91
GE160 SF63	63	3	16	Fixed	Fixed	88.91
GE160 SF80	80	3	16	Fixed	Fixed	88.91
GE160 SF100	100	3	16	Fixed	Fixed	88.91
GE160 SF125	125	3	16	Fixed	Fixed	88.91
GE160 SF160	160	3	16	Fixed	Fixed	137.59



GE160 SF80

GARO MCCB 16kA Accessories

Item	Description	Trade Price
GS160 ADAPTOR	Din rail Adaptor 160AF	10.46
GS160 AUX	GS160 and GS250 Auxiliary Switch	20.42
GS160 BARRIER	GS160 and GS250 inter pole Phase Barrier	2.40
GS160 S1 HANDLE	GS160 External Handle Type S1	86.30
GS160 LOCK	GS160 Locking Device for Handle	11.15
GS160 SHROUD	GS160 Terminal Shroud	9.39
GS160 SHUNT	GS160 and GS250 Shunt Trip 230V	52.11
GS160 UVT	GS160 and GS250 Under Voltage Trip 240V AC	76.82



GS160 AUX

GARO MCCB 25kA

Item	Rating (A)	Poles	Rating (kA)	Thermal	Magnetic	Trade Price
GS160 SCJ25	25	3	25	0.63	Fixed	171.14
GS160 SCJ40	40	3	25	0.63	Fixed	171.14
GS160 SCJ63	63	3	25	0.63	Fixed	171.14
GS160 SCJ80	80	3	25	0.63	Fixed	171.14
GS160 SCJ100	100	3	25	0.63	Fixed	171.14
GS160 SCJ125	125	3	25	0.63	Fixed	184.76
GS160 SCJ160	160	3	25	0.63	Fixed	240.73



GS160 SCJ100

GARO MCCB 25kA Accessories

Item	Description	Trade Price
GS160 ADAPTOR	Din rail Adaptor 160AF	10.46
GS160 AUX	GS160 and GS250 Auxiliary Switch	20.42
GS160 BARRIER	GS160 and GS250 inter pole Phase Barrier	2.40
GS160 S1 HANDLE	GS160 External Handle Type S1	86.30
GS160 LOCK	GS160 Locking Device for Handle	11.15
GS160 SHROUD	GS160 Terminal Shroud	9.39
GS160 SHUNT	GS160 and GS250 Shunt Trip 230V	52.11
GS160 UVT	GS160 and GS250 Under Voltage Trip 240V AC	76.82



GS160 LOCK

MOULDED CASE CIRCUIT BREAKERS

GARO MCCB 40kA

Item	Rating (A)	Poles	Rating (kA)	Thermal	Magnetic	Trade Price
GS160 SJ63	63	3	40	0.63	Fixed	190.61
GS160 SJ80	80	3	40	0.63	Fixed	190.61
GS160 SJ100	100	3	40	0.63	Fixed	190.61
GS160 SJ125	125	3	40	0.63	Fixed	222.97
GS160 SJ160	160	3	40	0.63	Fixed	290.88
GS250 SJ200	200	3	40	0.63	1 - 10	299.68
GS250 SJ250	250	3	40	0.63	1 - 10	317.79
GS 400 NJ	400	3	50	0.63	1 - 10	731.07



GS160 SJ80

GARO MCCB 40kA Accessories

Item	Description	Trade Price
GS160 AUX	GS160 and GS250 Auxiliary Switch	20.42
GS160 LOCK	GS160 Locking Device for Handle	11.15
GS160 SHUNT	GS160 and GS250 Shunt Trip 230V	52.11
GS160 UVT	GS160 and GS250 Under Voltage Trip 240V AC	76.82
GS250 BAR	GS250 set of 3 Spreader Bars	19.03
GS250 S1 HANDLE	GS250 External Handle Type S1	123.90
GS250 SHROUD	GS250 Terminal Shroud	24.62



GS250 S1 HANDLE

GARO 250A - 630A ELECTRONIC BREAKERS

Item	Rating (A)	Poles	Rating (kA)	Thermal	Magnetic	Trade Price
GS250 GE250	250	3	65	.40	1 - 10	695.96
GS400 NE	400	3	50	.40	1 - 10	836.30
GS630 CE	630	3	50	.40	1 - 10	1,358.94



MOULDED CASE CIRCUIT BREAKERS

GARO Electronic Accessories

Item	Description	Trade Price
GS250 BAR	GS250 set of 3 Spreader Bars	19.03
GS250 S1 HANDLE	GS250 External Handle Type S1	123.90
GS250 SHROUD	GS250 Terminal Shroud	24.62
GS250 GE BAR	GE250 Electronic MCCB Spreaders	19.04
GS250 GE S1 HANDLE	GE250 Electronic MCCB Handle	72.43
GS250 GE SHROUD	GE250 Terminal Shroud	23.80
GS250 GE UVT	250A Electronic MCCB Undervoltage	79.12
GS400 AUX	GS400 and GS630 Auxiliary Switch	20.09
GS400 BAR	GS400 set of 3 Spreader Bars	25.54
GS400 BARRIER	GS400 and GS630 inter pole Phase Barrier	4.07
GS400 S2 HANDLE	GS400 and GS630 External Handle Type S2	105.32
GS400 SHROUD	GS400 and GS630 Terminal Shroud	38.64
GS400 SHUNT	GE250 GS400 GS630 Shunt Trip 230V	53.69
GS400 UVT	GS400 and GS630 Under Voltage Trip 250V AC	79.12
GS630 BAR	GS630 set of 3 Spreader Bars	42.22



GS400 UVT

GARO 800A - 1000A Electronic Breakers

Item	Rating (A)	Poles	Rating (kA)	Thermal	Magnetic	Trade Price
GS800 NE	800		50			1,948.47
GS1000 NE	1000		50			2,420.38



GS800 NE

GARO 800A - 1000A Accessories

Item	Description	Trade Price
GS800 BAR	GS800 set of 3 spreader bars	121.19
GS800 BARRIER	GS800 and GS1000 inter pole Phase Barrier	4.45
GS800 INTERLOCK	800A - 1000A Mechanical Interlock	345.41
GS800 S2 HANDLE	800A - 1000A MCCB External Handle	223.14
GS800 SHROUD	GS800 Terminal Shroud	54.08
GS800 SHUNT	800A - 1000A MCCB Shunt	46.71
GS800 UVT	800A - 1000A MCCB Under Voltage	91.28

POWER CONTACTORS

Magnetic Contactors (230V coil)

Item	AC21	AC23	AC23 (kW) 380V	Poles	Trade Price
MC-9A	25	9	4	3	18.60
MC-12B	25	12	5.5	3	20.60
MC-18B	40	18	7.5	3	26.40
MC-22B	40	22	9	3	29.31
MC-32A	50	32	15	3	42.60
MC-65A	100	65	30	3	104.03
MC-75A	110	75	37	3	113.61
MC-85A	135	85	45	3	121.14
MC-100A	135	100	50	3	214.25
MC-130A	150	130	60	3	278.96
MC-150A	200	150	75	3	303.34
MC-185A	230	185	90	3	393.55
MC-225A	260	225	130	3	464.81
MC-265A	280	265	145	3	670.18
MC-330A	350	330	160	3	705.51
MC-400A	420	400	220	3	831.66



MC-32A

Accessories

Item	Description	Type	Function	Trade Price
UA-1	Auxiliary Contact side mount	MC-9A - MC-150A	1 NO - 1 NC	8.08
UA-4	Auxiliary Contact front mount	MC-9A - MC-150A	2NO - 2NC	9.96
UR-02	Mechanical Interlock	MC-9A - MC-150A		21.79
AR-180	Mechanical Interlock	MC-185A - MC-400A		66.31
AR-600	Mechanical Interlock	MC-500A - MC-800A		626.89



UA-4

ATyS M AUTOMATIC TRANSFER SWITCH

ATyS d M - Motorised Transfer Switch
for use with SEPARATE CONTROL CIRCUIT

Item	Rating (A)	Poles	Frame	AC21 (A)	AC23 (A)	Control	Trade Price
9323 2004	40	2	d M	40	40	230 volt	973.56
9323 2006	63	2	d M	63	63	230 volt	1,043.79
9323 2008	80	2	d M	80	80	230 volt	1,107.86
9323 2010	100	2	d M	100	100	230 volt	1,188.03
9323 2012	125	2	d M	125	125	230 volt	1,252.05
9323 2016	160	2	d M	160	160	230 volt	1,524.98
9323 4004	40	4	d M	40	40	230 volt	1,135.77
9323 4006	63	4	d M	63	63	230 volt	1,164.96
9323 4008	80	4	d M	80	80	230 volt	1,236.65
9323 4010	100	4	d M	100	100	230 volt	1,326.22
9323 4012	125	4	d M	125	125	230 volt	1,397.91
9323 4016	160	4	d M	160	160	230 volt	1,702.67



ATyS d M

ATyS g M - Motorised & Automatic Simplified Transfer Switch
with INTERNAL AUTOMATIC TRANSFER CONTROLLER for MAINS - GENERATOR applications

Item	Rating (A)	Poles	Frame	AC21 (A)	AC23 (A)	Control	Trade Price
9353 2004	40	2	g M	40	40	230 volt	1,504.14
9353 2006	63	2	g M	63	63	230 volt	1,554.82
9353 2008	80	2	g M	80	80	230 volt	1,622.39
9353 2010	100	2	g M	100	100	230 volt	1,706.89
9353 2012	125	2	g M	125	125	230 volt	1,757.59
9353 2016	160	2	g M	160	160	230 volt	2,002.56
9354 4004	40	4	g M	40	40	230 volt	1,658.03
9354 4006	63	4	g M	63	63	230 volt	1,680.36
9354 4008	80	4	g M	80	80	230 volt	1,883.15
9354 4010	100	4	g M	100	100	230 volt	2,114.93
9354 4012	125	4	g M	125	125	230 volt	2,288.78
9354 4016	160	4	g M	160	160	230 volt	2,636.41



ATyS g M & ATyS t M

ATyS t M - Motorised & Automatic Electronic Transfer Switch
with INTERNAL AUTOMATIC TRANSFER CONTROLLER for MAINS - MAINS applications

Item	Rating (A)	Poles	Frame	AC21 (A)	AC23 (A)	Control	Trade Price
9344 4004	40	4	t M	40	40	230 volt	1,627.65
9344 4006	63	4	t M	63	63	230 volt	1,644.23
9344 4008	80	4	t M	80	80	230 volt	1,842.66
9344 4010	100	4	t M	100	100	230 volt	2,069.48
9344 4012	125	4	t M	125	125	230 volt	2,239.57
9344 4016	160	4	t M	160	160	230 volt	2,579.76

ATyS M AUTOMATIC TRANSFER SWITCH

ATyS p M - Motorised & Automatic Electronic Transfer Switches

with INTERNAL AUTOMATIC TRANSFER CONTROLLER keypad and LCD display facilitate additional programming and functions

Item	Rating (A)	Poles	Frame	AC21 (A)	AC23 (A)	Control	Trade Price
9364 4006	63	4	pM	63	63	230 volt	2,707.14
9364 4008	80	4	pM	80	80	230 volt	3,024.18
9364 4010	100	4	pM	100	100	230 volt	3,323.22
9364 4012	125	4	pM	125	125	230 volt	3,584.52
9364 4016	160	4	pM	160	160	230 volt	4,275.21




ATyS p M

ATyS p M - Complete with RS485

Item	Rating (A)	Poles	Frame	AC21 (A)	AC23 (A)	Control	Trade Price
9384 4006	63	4	pM	63	63	230 volt	3,004.92
9384 4008	80	4	pM	80	80	230 volt	3,251.51
9384 4010	100	4	pM	100	100	230 volt	3,697.75
9384 4012	125	4	pM	125	125	230 volt	4,010.12
9384 4016	160	4	pM	160	160	230 volt	4,659.12

ATyS M Bridging Bars

Item	Rating (A)	Poles	Frame	AC21 (A)	AC23 (A)	Trade Price
1309 2006	63 - 125	2	ATyS M	125	125	116.70
1309 2016	160	2	ATyS M	160	160	190.92
1309 4006	63 - 125	4	ATyS M	125	125	203.67
1309 4016	160	4	ATyS M	160	160	305.51



Bridging Bars

ATyS M Accessories

Item	Item	Rating (A)	Poles	Trade Price
2294 4016	Shroud	63 - 160	4	34.65
1399 4006	Voltage Tap	63 - 160	2	81.48
1309 1001	Auxiliary Contacts	63 - 160		173.14
1359 0000	Sealed Cover	63 - 160	4	74.08
1399 4017	Terminal Extension			164.03
9599 2010	D10 Interface PM	63 - 160		300.11
9599 2020	D20 Interface PM	63 - 160		466.36
1599 2009	3mtr. RJ45 Cable			19.76



9599 2020

ATyS MOTORISED & AUTOMATIC TRANSFER SWITCHES

ATyS r Motorised Transfer Switches 3 Pole

Item	Rating (A)	Poles	Frame	AC21 (A)	AC23 (A)	Control	Trade Price
9523 3012	125	3	d	125	125	230 volt	1,742.42
9523 3016	160	3	d	160	160	230 volt	2,014.30
9523 3025	250	3	d	250	250	230 volt	2,382.55
9523 3040	400	3	d	400	400	230 volt	3,242.88
9523 3063	630	3	d	630	630	230 volt	4,114.45
9523 3080	800	3	d	800	800	230 volt	6,029.86
9523 3100	1000	3	d	1000	1000	230 volt	7,070.56
9523 3120	1250	3	d	1250	1250	230 volt	7,368.89
9523 3160	1600	3	d	1600	1600	230 volt	10,458.50



ATyS d

ATyS p Automatic Transfer Switches 3 Pole

Item	Rating (A)	Poles	Frame	AC21 (A)	AC23 (A)	Control	Trade Price
9573 3012	125	3	p	125	125	230 volt	3,582.82
9573 3016	160	3	p	160	160	230 volt	4,108.00
9573 3025	250	3	p	250	250	230 volt	4,667.02
9573 3040	400	3	p	400	400	230 volt	5,844.37
9573 3063	630	3	p	630	630	230 volt	7,792.43
9573 3080	800	3	p	800	800	230 volt	9,994.70
9573 3100	1000	3	p	1000	1000	230 volt	10,248.76
9573 3120	1250	3	p	1250	1250	230 volt	11,561.67
9573 3160	1600	3	p	1600	1250	230 volt	14,238.19
9573 3200	2000	3	p	2000	1600	230 volt	17,009.32
9573 3250	2500	3	p	2500	1600	230 volt	22,335.92
9573 3320	3200	3	p	3200	1600	230 volt	25,761.91

ATyS p Automatic Transfer Switches 4 Pole

Item	Rating (A)	Poles	Frame	AC21 (A)	AC23 (A)	Control	Trade Price
9573 4012	125	4	p	125	125	230 volt	3,611.15
9573 4016	160	4	p	160	160	230 volt	4,186.25
9573 4025	250	4	p	250	250	230 volt	4,779.79
9573 4040	400	4	p	400	400	230 volt	6,004.52
9573 4063	630	4	p	630	630	230 volt	8,034.20
9573 4080	800	4	p	800	800	230 volt	10,317.61
9573 4100	1000	4	p	1000	1000	230 volt	10,740.47
9573 4120	1250	4	p	1250	1250	230 volt	12,135.89
9573 4160	1600	4	p	1600	1250	230 volt	14,892.85
9573 4200	2000	4	p	2000	1600	230 volt	17,259.99
9573 4250	2500	4	p	2500	1600	230 volt	22,953.65
9573 4320	3200	4	p	3200	1600	230 volt	26,702.68



ATyS p

ATyS MOTORISED & AUTOMATIC TRANSFER SWITCHES

ATyS g Automatic Transfer Switches 3 Pole

Item	Rating (A)	Poles	Frame	AC23(A)	Trade Price
9553 3012	125	3	g	125	2,984.46
9553 3016	160	3	g	160	3,338.61
9553 3025	250	3	g	250	3,860.16
9553 3040	400	3	g	400	4,838.88
9553 3063	630	3	g	630	5,975.35
9553 3080	800	3	g	800	6,795.07
9553 3100	1000	3	g	1000	8,612.42
9553 3120	1250	3	g	1250	8,762.46



ATyS g

ATyS Voltage Sensing Kit 3 pole


Item	Rating (A)	Poles	Frame	AC23(A)	Trade Price
1559 3012	125 - 160	3	g-p	230 volt	189.99
1559 3025	250	3	g-p	230 volt	189.99
1559 3040	400	3	g-p	230 volt	189.99
1559 3063	630	3	g-p	230 volt	189.99
1559 3080	800 - 1000	3	g-p	230 volt	360.99
1559 3120	1250	3	g-p	230 volt	360.99
1559 3160	1600	3	g-p	230 volt	360.99
1599 3200	2000 - 3200	3	g-p	230 volt	328.17



Voltage Sensing Kit 3 pole

ATyS Voltage Sensing Kit 4 pole

Item	Rating (A)	Poles	Frame	AC23(A)	Trade Price
1559 4012	125 - 160	4	g-p	230 volt	189.99
1559 4025	250	4	g-p	230 volt	189.99
1559 4040	400	4	g-p	230 volt	189.99
1559 4063	630	4	g-p	230 volt	189.99
1559 4080	800 - 1000	4	g-p	230 volt	360.99
1559 4120	1250	4	g-p	230 volt	360.99
1559 4160	1600	4	g-p	230 volt	360.99
1599 4200	2000 - 3200	4	g-p	230 volt	328.17



Voltage Sensing Kit 4 pole

ATyS Bridging Bars 1 Pole

Item	Rating (A)	Poles	Frame	AC23(A)	Trade Price
4109 0019	125 - 160	1	s-g-p	125	30.07
4109 0025	250	1	s-g-p	250	31.26
4109 0039	400	1	s-g-p	400	39.55
4109 0063	630	1	s-g-p	630	53.94
4109 0080	800 - 1000	1	s-g-p	800 - 1000	74.70
4109 0120	1250	1	s-g-p	1250	117.61
4109 0160	1600	1	s-g-p	1600	188.87



Bridging Bars

ATyS MOTORISED & AUTOMATIC TRANSFER SWITCHES

ATyS Terminal Screen

Item	Rating (A)	Poles	Frame	Position	Trade Price
1509 3012	125	3	Screen	Top - Bottom	74.47
1509 4012	125	4	Screen	Top - Bottom	59.37
1509 3025	250 - 400	3	Screen	Top - Bottom	74.47
1509 4025	250 - 400	4	Screen	Top - Bottom	70.31
1509 3063	500 - 630	3	Screen	Top - Bottom	146.27
1509 4063	500 - 630	4	Screen	Top - Bottom	162.39
1509 3080	800 - 1250	3	Screen	Top - Bottom	151.36
1509 4080	800 - 1250	4	Screen	Top - Bottom	100.46
1509 3160	1600	3	Screen	Top - Bottom	174.62
1509 4160	1600	4	Screen	Top - Bottom	174.56
1509 3200	2000 - 3200	3	Screen	Top - Bottom	165.90
1509 4200	2000 - 3200	4	Screen	Top - Bottom	166.89



1509 3025

Item	Rating (A)	Poles	Frame	Function	Trade Price
4825 0092	125 - 3200	3 & 4	p	RS485 Module	304.15
15992001	125 - 3200	3 & 4	p	2 input - 2 output	194.35
4825 0203	125 - 3200			Ethernet Module	631.35



1599 2001

ATyS Door Protective Surround

Item	Rating (A)	Poles	Frame	Function	Trade Price
1539 0012	125 - 630	3 & 4	p-g	Door Surround	96.46
1539 0080	800 - 3200	3 & 4	p-g	Door Surround	96.46



1529 0080

ATyS Interface Units

Item	Rating (A)	Poles	Frame	Function	Trade Price
9599 2010	125 - 3200	3 & 4	p-g	Remote Display D10	300.11
9599 2020	125 - 3200	3 & 4	p	Remote Display D20	466.36
1599 2009				3mtr. RJ45 Cable	19.76



9599 2020

ATyS Control Relays

Item	Function	Trade Price
1599 4001	ATyS DPS Double Power Supply	382.31
1600 0025	ATyS C25 Controller for Switch or Contactor	598.78
1600 0035	ATyS C35 Controller for Switch, Contactor or Breaker	820.98
1600 0055	ATyS C55 Controller for Switch, Contactor or Breaker	1,229.24
1600 0065	ATyS Advanced C65 Controller for Switch, Contactor or Breaker	1,836.43



1600 0055

AUTO TRANSFER - ENCLOSED IP55

AUTOMATIC TRANSFER SWITCH in IP55 ENCLOSURE

Item	Rating (A)	Poles	IP Rating	Width mm	Height mm	Depth mm	Trade Price
TS240 IP55	40	2	55	300	400	200	1,845.56
TS260 IP55	60	2	55	300	400	200	1,897.78
TS280 IP55	80	2	55	300	400	200	1,963.93
TS2100 IP55	100	2	55	300	400	200	2,054.49
TS2125 IP55	125	2	55	300	400	200	2,097.99
TS2160 IP55	160	2	55	300	400	200	2,420.13
TS440 IP55	40	4	55	400	400	200	2,040.56
TS460 IP55	60	4	55	400	400	200	2,071.88
TS480 IP55	80	4	55	400	400	200	2,266.89
TS4100 IP55	100	4	55	400	400	200	2,500.22
TS4125 IP55	125	4	55	400	400	200	2,670.84
TS4160 IP55	160	4	55	400	400	200	3,097.41



TS4400IP55

AUTOMATIC TRANSFER SWITCH in IP55 ENCLOSURE

Item	Rating (A)	Poles	IP Rating	Width mm	Height mm	Depth mm	Trade Price
TS3250 IP55	250	3	55	400	600	300	4,937.74
TS3400 IP55	400	3	55	400	600	300	6,027.65
TS3630 IP55	630	3	55	600	800	400	9,436.69
TS3800 IP55	800	3	55				P.O.A
TS31000 IP55	1000	3	55				P.O.A
TS31250 IP55	1250	3	55				P.O.A
TS4400 IP55	400	4	55	400	600	300	6,396.76
TS4630 IP55	630	4	55	600	800	400	9,706.60
TS4800 IP55	800	4	55				P.O.A
TS41000 IP55	1000	4	55				P.O.A
TS41250 IP55	1250	4	55				P.O.A

SIRCO M ISOLATING SWITCHES

SIRCO M Switches

Item	Rating (A)	Poles	Frame	AC21 (A)	AC23 (A)	AC23 KW	Trade Price
2200 3001	20	3	M1	20	20	9	26.66
2200 3003	32	3	M1	32	32	15	34.77
2200 3004	40	3	M1	40	40	18.5	36.76
2200 3006	63	3	M2	63	63	30	44.18
2200 3008	80	3	M2	80	80	37	56.25
2200 3009	100	3	M2	100	100		75.38
2200 3010	100	3	M3	100	100	45	80.55
2200 3011	125	3	M3	125	125	55	93.84



SIRCO M

SIRCO MV Switches

Item	Rating (A)	Poles	Frame	AC21 (A)	AC23 (A)	AC23 KW	Trade Price
2200 3012	125	3	MV	125	125	55	112.69
2200 4012	125	4	MV	125	125	55	144.06
2200 3016	160	3	MV	160	160	75	137.76
2200 4016	160	4	MV	160	160	75	183.13



SIRCO MV

SIRCO M Additional Modules

Item	Rating (A)	Module	Frame	AC21 (A)	AC23 (A)	AC23 KW	Trade Price
2200 5005	20 - 40	Unswitched	M1	40	40	18.5	11.28
2200 5009	63 - 80	Unswitched	M2	80	80	37	13.51
2200 5011	100 - 125	Unswitched	M3	125	125	55	24.61
2200 1004	20 - 40	Switched	M1	40	40	18.5	12.12
2200 1008	63 - 80	Switched	M2	80	80	37	17.01
2200 1011	100 - 125	Switched	M3	125	125	55	27.22
2200 9005	20 - 40	Earth	M1	40	40	18.5	11.28
2200 9009	63 - 80	Earth	M2	80	80	37	16.44
2200 9011	100 - 125	Earth	M3	125	125	55	24.61



Additional Module

SIRCO M - MV Auxiliary Contacts

Item	Rating (A)	Module	Frame	AC21 (A)	Contact	Trade Price
2299 0001	20 - 125	Auxiliary	Frame M	10	NO + NC	16.73
2299 0011	20 - 125	Auxiliary	Frame M	10	2NO	16.73
3999 0701	20 - 125	Auxiliary	Frame U	10	NC	22.77
3999 0702	20 - 125	Auxiliary	Frame U	10	NO	20.70



Aux Contact

SIRCO M - MV Direct Handle

Item	Rating (A)	Poles	Frame	Colour	Handle	Trade Price
2299 5012	20 - 80	3&4	M1-M2	Blue	M00	2.39
2299 5032	100 - 125	3&4	M3	Blue	M01	3.83
2299 5022	125 - 160	3&4	MV	Blue	M0	6.87



MV Direct Handle

SIRCO M SWITCH

SIRCO M - MV External Handle

Item	Rating (A)	Poles	Frame	Colour	Handle	IP Rating	Trade Price
1403 2111	20 - 125	3&4	M1-M3	Black	S01	65	41.14
1473 1111	20 - 80	3&4	M1-M2	Black	S00	65	8.45
1483 1111	100 - 125	3&4	M3	Black	S0	65	13.55
1493 0111	125 - 160	3&4	MV	Black	S0	65	13.55
1411 2111	125 - 160	3&4	MV	Black	S1	65	33.60
1473 1113	20 - 80	3&4	M1-M2	Black	Changeover	65	9.38
1473 0113	100 - 125	3&4	M3	Black	Changeover	65	28.14



MV External Handle

SIRCO M - MV Shaft Extensions

Item	Rating (A)	Poles	Frame	Length	Handle	Trade Price
1407 0520	20 - 125	3&4	M1 - M3	200mm	S00	5.52
1407 0532	20 - 125	3&4	M1 - M3	320mm	S00	8.40
1409 0620	125 - 160	3&4	MV	200mm	S0	11.98
1409 0632	125 - 160	3&4	MV	320mm	S0	18.40
1401 0620	125 - 160	3&4	MV	200mm	S1	15.36
1401 0632	125 - 160	3&4	MV	320mm	S1	24.82
1404 0520	20 - 125	3&4	M1 - M3	200mm	S01	11.48
1404 0532	20 - 125	3&4	M1 - M3	320mm	S01	17.38
1404 0540	20 - 125	3&4	M1 - M3	400mm	S01	21.06
1429 0000			Extension Shaft Guide			9.79



Shaft Extension

SIRCO M Conversion Kit

Item	Rating (A)	Poles	Frame	Feature	Switching	Trade Price
2209 6009	20 - 80	3&4	M1 - M2	Changeover	I - 0 - II	32.13
2269 6009	20 - 80	3&4	M1 - M2	6 - 8 Pole	0 - I	34.96
2209 6011	100 - 125	3&4	M3	Changeover	I - 0 - II	138.96
2269 6011	100 - 125	3&4	M3	6 - 8 Pole	0 - I	112.42
2299 6009	20 - 80	3&4	M1 - M2	Changeover	I - I+II - II	41.03
2299 6011	100 - 125	3&4	M3	Changeover	I - I+II - II	169.15



Conversion Kit

SIRCO M Door Mounting Kit

2299 3309	20 - 80	3&4	M1 - M2	Door Mount	8.17
-----------	---------	-----	---------	------------	------

SIRCO M - MV Terminal Shrouds

Item	Rating (A)	Poles	Frame	Position	IP Rating	Trade Price
2294 3005	20 - 40	3	M1	Top-Bottom	20	12.11
2294 1005	20 - 40	1	M1	Top-Bottom	20	5.52
2294 3009	63 - 80	3	M2	Top-Bottom	20	16.49
2294 1009	63 - 80	1	M2	Top-Bottom	20	5.52
2294 3016	100 - 160	3	M3 - MV	Top-Bottom	20	24.15
2294 1011	100 - 125	1	M3	Top-Bottom	20	7.85
2294 4016	125 - 160	4	MV	Top-Bottom	20	34.65



Terminal Shrouds

SIRCO LOAD BREAK SWITCHES

SIRCO Load Break Switches 3 Pole

Item	Rating (A)	Poles	Type	AC21 (A)	AC23 (A)	AC23 (kW)	Trade Price
2600 3014	125	3	SIRCO	125	125	63	133.20
2600 3017	160	3	SIRCO	160	160	80	147.77
2600 3021	200	3	SIRCO	200	200	100	213.92
2600 3026	250	3	SIRCO	250	250	132	238.81
2600 3032	315	3	SIRCO	315	315	160	293.45
2600 3039	400 CD	3	SIRCO	400	315	160	306.01
2600 3041	400	3	SIRCO	400	400	220	306.01
2600 3051	500	3	SIRCO	500	500	280	387.93
2600 3064	630	3	SIRCO	630	500	280	871.45
2600 3081	800	3	SIRCO	800	800	450	1,010.43
2600 3099	1000	3	SIRCO	1000	1000	560	1,257.71
2600 3119	1250 CD	3	SIRCO	1250	1250	710	1,463.00
2600 3121	1250	3	SIRCO	1250	1250	710	1,670.53
2600 3161	1600	3	SIRCO	1600	1250	710	2,686.95
2600 3180	1800	3	SIRCO	1800	1250	710	2,745.98
2600 3200	2000	3	SIRCO	2000	1600	710	2,756.79
2600 3210	2000	3	SIRCO	2000	1600	710	2,506.18
2600 3260	2500	3	SIRCO	2500	1600	710	4,243.87
2600 3310	3200	3	SIRCO	3200	1600	710	5,804.78
2600 3401	4000	3	SIRCO	4000	1600	710	16,631.79
2600 3500	5000	3	SIRCO	5000	1600	710	20,784.42



2600 3180

SIRCO Load Break Switches 4 Pole

Item	Rating (A)	Poles	Type	AC21 (A)	AC23 (A)	AC23 (kW)	Trade Price
2600 4014	125	4	SIRCO	125	125	63	139.73
2600 4017	160	4	SIRCO	160	160	80	169.37
2600 4021	200	4	SIRCO	200	200	100	243.67
2600 4026	250	4	SIRCO	250	250	132	300.26
2600 4032	315	4	SIRCO	315	315	160	358.53
2600 4039	400 CD	4	SIRCO	400	315	160	372.69
2600 4041	400	4	SIRCO	400	400	220	410.50
2600 4051	500	4	SIRCO	500	500	280	566.08
2600 4064	630	4	SIRCO	630	500	280	944.47
2600 4081	800	4	SIRCO	800	800	450	1,122.40
2600 4099	1000	4	SIRCO	1000	1000	560	1,457.97
2600 4119	1250 CD	4	SIRCO	1250	1250	710	1,685.18
2600 4120	1250	4	SIRCO	1250	1250	710	2,095.31
2600 4160	1600	4	SIRCO	1600	1250	710	2,837.48
2600 4180	1800	4	SIRCO	1800	1250	710	3,062.24
2600 4210	2000	4	SIRCO	2000	1600	710	3,052.44
2600 4260	2500	4	SIRCO	2500	1600	710	5,561.83
2600 4310	3200	4	SIRCO	3200	1600	710	7,656.77
2600 4401	4000	4	SIRCO	4000	1600	710	22,491.98
2600 4500	5000	4	SIRCO	5000	1600	710	25,179.74



2600 4064

LOAD BREAK SWITCHES

SIRCO Terminal Shrouds

Item	Rating (A)	Poles	Type	Trade Price
2694 3014	125 - 160	3	IP20	30.21
2694 4014	125 - 160	4	IP20	30.21
2694 3021	200 - 250	3	IP20	34.47
2694 4021	200 - 250	4	IP20	29.70
2694 3051	315 - 630	3	IP20	45.60
2694 4051	315 - 630	4	IP20	45.60



Terminal Shrouds

2698 3012	125 - 160	3	Screen	14.41
2698 4012	125 - 160	4	Screen	14.41
2698 3020	200 - 250	3	Screen	15.32
2698 4020	200 - 250	4	Screen	15.32
2698 3050	315 - 630	3	Screen	16.84
2698 4050	315 - 630	4	Screen	16.40
2698 3080	800 - 1250CD	3	Screen	26.48
2698 4080	800 - 1250CD	4	Screen	27.86
2698 3120	1250 - 1800	3	Screen	63.43
2698 4120	1250 - 1800	4	Screen	64.97
2698 3200	2000 - 3200	3	Screen	164.63
2698 4200	200 - 3200	4	Screen	175.48



Terminal Screen

SIRCO Distribution Kit

Item	Rating (A)	Poles	Type	Trade Price
5411 3016	125 - 160	3	Busbar	175.99
5411 4016	125 - 160	4	Busbar	290.06
5411 3025	200 - 250	3	Busbar	193.36
5411 4025	200 - 250	4	Busbar	299.19
5411 3040	315 - 400	3	Busbar	396.50
5411 4040	315 - 400	4	Busbar	459.34
5411 3063	500 - 630	3	Busbar	453.33
5411 4063	500 - 630	4	Busbar	477.62



Distribution Kit

SIRCO Auxiliary Contact

Item	Rating (A)	Switch	Type	Trade Price
2699 0031	125 - 3200	NO - NC	First	15.97
2699 0032	125 - 3200	NO - NC	Second	15.20



Auxiliary Contact

LOAD BREAK SWITCHES

SIRCO Shaft Extension

Item	Rating (A)	Poles	Length mm	Handle	Trade Price
1400 1020	125 - 630	3 & 4	200	S2	13.36
1400 1025	125 - 630	3 & 4	250	S2	16.32
1400 1032	125 - 630	3 & 4	320	S2	24.29
1400 1050	125 - 630	3 & 4	500	S2	38.39
1401 1520	800 - 1800	3 & 4	200	S4	29.94
1401 1532	800 - 1800	3 & 4	320	S4	51.61
1401 1540	800 - 1800	3 & 4	400	S4	64.76
2799 3015	2000 - 5000	3 & 4	200	SIRCO	28.40
2799 3018	2000 - 5000	3 & 4	320	SIRCO	66.82



Shaft Extension

SIRCO External Interlocked Defeatable Handle

Item	Rating (A)	Poles	Type	Colour	IP Rating	Trade Price
1421 2111	125 - 630	3 & 4	S2	Black	55	36.50
1423 2111	125 - 630	3 & 4	S2	Black	65	54.46
1424 2111	125 - 630	3 & 4	S2	Red	65	63.26
1443 3111	800 - 1800	3 & 4	S4	Black	65	134.86
1444 4311	800 - 1800	3 & 4	S4	Red	65	131.47
2799 7136	2000 - 3200	3 & 4	SIRCO	Black	65	249.44
2799 7134	2000 - 3200	3 & 4	SIRCO	Red	65	241.10
2799 7072	4000 - 5000	3 & 4	SIRCO	Black	55	420.57



Interlockable Handle

SIRCO Direct Handle

26995052	125 - 630	3 & 4	B2	Black	55	16.81
----------	-----------	-------	----	-------	----	-------

CHANGEOVER SWITCHES - VM1

Changeover Switches with visible break. I-O-II Type VM1

Item	(A)	Modules	Poles	AC22-400V	AC23-400V	For cable size mm ²	Trade Price
4430 3008	80	12	3	80	63	Cu50	283.86
4430 4008	80	12	4	80	63	Cu50	303.98
4430 3012	125	12	3	125	63	Cu50	354.28
4430 4012	125	12	4	125	63	Cu50	402.95



4430 4012

Accessories for Switch Type VM1

Item	Description	Trade Price
4439 0001	Auxiliary contact for VM, HS VM. 1vx AC1=0,1A-250V; 1A-125V	58.91
4499 3006	Bridging Bar for VM1, 3 Pole, 125A	97.44
4499 4006	Bridging Bar for VM1, 4 Pole, 125A	129.43
1402 0820	Shaft extension 200mm	23.21
1402 0832	Shaft extension 320mm	31.53
1413 2113	External Handle black IP65	68.16
4439 5012	Direct Handle	17.68



4499 3006

CHANGEOVER SWITCHES

SIRCO M Changeover switches

Item	Rating (A)	Poles	Type	AC21 (A)	AC23 (A)	AC23 KW	Trade Price
2200 3001 CO	20	3	M1	20	20	9	74.77
2200 3003 CO	32	3	M1	32	32	15	89.66
2200 3004 CO	40	3	M1	40	40	18.5	93.21
2200 3006 CO	63	3	M2	63	63	30	106.73
2200 3008 CO	80	3	M2	80	80	37	128.71
2200 3009 CO	100	3	M2	100	80	37	169.23



2200 3006 CO

SIRCO M Bridging Bar

Item	Rating (A)	Trade Price
2299 3005	25 - 40	42.14
2299 3009	63 - 80	69.53

SIRCO M External Changeover Handle

Item	Rating (A)	Poles	Type	Colour	IP Rating	Trade Price
1473 1113	20 - 80	3	M1-M2	Black	65	9.38



External Handle

SIRCO M - MV Shaft Extensions

Item	Rating (A)	Length mm	Type	Handle	Trade Price
1407 0520	20 - 80	200	M1-M2	S00	5.52
1407 0532	20 - 80	320	M1-M2	S00	8.40



CHANGEOVER SWITCHES

SIRCOVER Changeover Switches 3 Pole

Item	Rating (A)	Poles	Type	AC21 (A)	AC23 (A)	AC23 KW	Trade Price
41AC 3013	125	3	Sircover	125	125	63	495.38
41AC 3016	160	3	Sircover	160	160	80	551.35
41AC 3020	200	3	Sircover	200	200	80	684.31
41AC 3025	250	3	Sircover	250	250	132	861.06
41AC 3040	400	3	Sircover	400	400	132	1,211.93
41AC 3050	500	3	Sircover	500	500	280	1,388.86
41AC 3063	630	3	Sircover	630	500	280	1,995.04
41AC 3080	800	3	Sircover	800	800	450	2,765.88
41AC 3100	1000	3	Sircover	1000	1000	560	3,374.15
41AC 3120	1250	3	Sircover	1250	1250	710	4,207.48
41AC 3160	1600	3	Sircover	1600	1250	710	5,965.45
41AC 3200	2000	3	Sircover	2000	1600	710	8,672.79
41AC 3250	2500	3	Sircover	2500	1600	710	12,088.74
41AC 3320	3200	3	Sircover	3200	1600	710	13,259.03



41AC 3120

SIRCOVER Changeover Switches 3 Pole

Item	Rating (A)	Poles	Type	AC21 (A)	AC23 (A)	AC23 KW	Trade Price
41AC 4013	125	4	Sircover	125	125	63	527.37
41AC 4016	160	4	Sircover	160	160	80	623.26
41AC 4020	200	4	Sircover	200	200	80	814.35
41AC 4025	250	4	Sircover	250	250	132	974.85
41AC 4040	400	4	Sircover	400	400	132	1,373.04
41AC 4063	630	4	Sircover	630	500	280	1,938.88
41AC 4080	800	4	Sircover	800	800	450	3,666.83
41AC 4100	1000	4	Sircover	1000	1000	560	4,502.87
41AC 4120	1250	4	Sircover	1250	1250	710	4,728.26
41AC 4160	1600	4	Sircover	1600	1250	710	6,673.67
41AC 4180	1800	4	Sircover	1800	1250	710	7,648.48




41AC 4160

CHANGEOVER - BYPASS SWITCHES

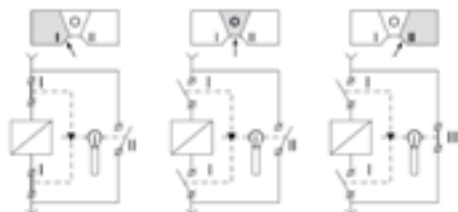
SIRCOVER BYPASS Switches

Item	Rating (A)	Poles	Type	AC21 (A)	AC23 (A)	AC23 KW	Trade Price
4100 7013	125	3+6	I - 0 - II	125	125	63	1,109.40
4100 7016	160	3+6	I - 0 - II	160	160	80	1,249.16
4100 7019	200	3+6	I - 0 - II	200	200	80	1,255.78
4100 7025	250	3+6	I - 0 - II	250	250	132	1,860.35
4100 7039	400	3+6	I - 0 - II	400	400	132	2,175.13
4100 7050	500	3+6	I - 0 - II	500	500	280	2,161.30
4100 7063	630	3+6	I - 0 - II	630	500	280	3,134.26
4100 7080	800	3+6	I - 0 - II	800	800	450	4,819.87
4100 7120	1250	3+6	I - 0 - II	1250	1250	710	8,138.88
4100 7160	1600	3+6	I - 0 - II	1600	1250	710	9,728.56

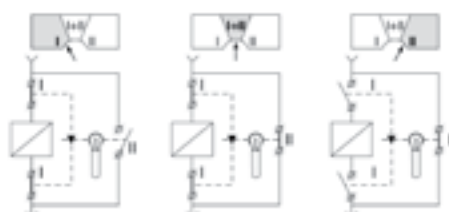


4100 7039

Bypass Schematics



Overlapping Bypass Schematics



SIRCOVER Overlapping BYPASS Switches

Item	Rating (A)	Poles	Type	AC21 (A)	AC23 (A)	AC23 KW	Trade Price
4190 7013	125	3+6	I - I+II - II	125	125	63	1,036.97
4190 7016	160	3+6	I - I+II - II	160	160	80	1,240.15
4190 7019	200	3+6	I - I+II - II	200	200	80	1,457.30
4190 7025	250	3+6	I - I+II - II	250	250	132	2,065.65
4190 7039	400	3+6	I - I+II - II	400	400	132	2,550.42
4190 7063	630	3+6	I - I+II - II	630	500	280	3,428.04
4190 9013	125	4+8	I - I+II - II	125	125	63	1,177.75
4190 9025	250	4+8	I - I+II - II	250	250	132	2,357.35
4190 9039	400	4+8	I - I+II - II	400	400	132	2,887.71
4190 9063	630	4+8	I - I+II - II	630	500	280	4,564.78
4190 9120	1250	4+8	I - I+II - II	1250	1250	710	11,701.88



4190 7039

SIRCOVER - BYPASS External Interlocked Defeatable Handle

Item	Rating (A)	Handle Type	Switch Type	Colour	IP Rating	Trade Price
1421 2113	125 - 630	S2	Sircover	Black	55	88.73
1423 2113	125 - 630	S2	Sircover	Black	65	114.91
1443 3113	800 - 1800	S4	Sircover	Black	65	196.49
2799 7146	2000 - 3200	S4	Sircover	Black	65	437.08
1421 2113	125 - 200	S2	Bypass	Black	55	88.73
1423 2113	125 - 200	S2	Bypass	Black	65	114.91
1433 3113	250 - 630	S3	Bypass	Black	65	163.49
4199 7146	800 - 1600	S4	Bypass	Black	65	377.23
1423 2114	125 - 630	S2	Overlapping	Black	65	114.91
1443 3114	800 - 1250	S4	Overlapping	Black	65	196.49



CHANGEOVER - BYPASS SWITCHES

SIRCOVER - BYPASS Auxiliary Contact

Item	Rating (A)	Function	Type	Position	Trade Price
4109 0021	125 - 1600	NO - NC	Both	1st - 2nd	36.89
4409 0022	2000 - 3200	NO - NC	Sircover	2nd	31.19



Auxiliary Contact

SIRCOVER - BYPASS Terminal Screens

Item	Rating (A)	Pole	Type	Trade Price
1509 3012	125 - 200	3	Both	74.47
1509 3025	250 - 400	3	Both	74.47
1509 3063	500 - 630	3	Both	146.27
1509 3080	800 - 1250	3	Both	151.36
1509 3160	1600 - 1800	3	Both	174.62



Terminal Screen

SIRCOVER - BYPASS Bridging Bars

Item	Rating (A)	Pole	Type	Trade Price
4109 0019	125 - 200	1	Both	30.07
4109 0025	250	1	Both	31.26
4109 0039	400	1	Both	39.55
4109 0050	500	1	Both	39.19
4109 0063	630	1	Both	53.94
4109 0080	800	1	Both	74.70
4109 0120	1200	1	Both	117.61
4109 0160	1600	1	Both	188.87



Bridging Bars

SIRCOVER - BYPASS Shaft Extension

Item	Rating (A)	Length mm	Type	Handle	Trade Price
1400 1020	125 - 630	200	Sircover	S2	13.36
1400 1032	125 - 630	320	Sircover	S2	24.29
1401 1520	800 - 1600	200	Sircover	S4	29.94
1401 1532	800 - 1600	320	Sircover	S4	51.61
2799 3018	2000 - 3200	320	Sircover		66.82
1400 1020	125 - 200	200	Bypass	S2	13.36
1400 1032	125 - 200	320	Bypass	S2	24.29
1401 1520	250 - 630	200	Bypass	S3	29.94
1401 1532	250 - 630	320	Bypass	S3	51.61
2799 3018	800 - 1600	320	Bypass		66.82



Shaft Extension

FUSE SWITCHES

FUSERBLOC Fuse Switches 3 Pole

Item	Rating (A)	Poles	Fuse	AC21 (A)	AC23 (A)	AC23 KW	Trade Price
3631 3002	20	3	10 x 38	20	20	9	113.76
3631 3003	32	3	10 x 38	32	32	15	118.32
3831 3006	63	3	00C	63	63	30	169.66
3831 3012	125	3	00	125	125	63	232.12
3831 3015	160	3	00	160	160	80	298.31
3831 3024	250	3	1	250	250	132	521.26
3831 3039	400	3	2	400	400	220	745.92
3811 3063	630	3	3	630	630	355	1,283.81
3811 3080	800	3	3	800	800	450	2,102.26
3811 3081	800	3	4	800	800	450	2,851.97
3811 3120	1250	3	4	1250	1250	560	3,651.70



3631 3002

FUSERBLOC Integrated Solid Neutral Link

Item	Rating (A)	Poles	Fuse	AC21 (A)	AC23 (A)	AC23 KW	Trade Price
3829 9310	63 - 125	1	00C - 00	125	125	125	60.03
3829 9320	160	1	0	160	160	160	55.75
3829 9325	250	1	1	250	250	250	153.16
3829 9339	400	1	2	400	400	400	158.61
3829 9308	630 - 800	1	3	800	800	800	337.55
3829 9312	800 - 1250	1	4	1250	1250	1250	577.96



3829 9320

SIRCO Switch Fuse 3 Pole c-w shaft & Handle

Item	Rating (A)	Poles	Fuse	AC21 (A)	AC23 (A)	AC23 KW	Trade Price
2613 3015	160	3	00	160	160	80	150.02



FUSERBLOC External Interlocked Defeatable Handle

Item	Rating (A)	Poles	Type	Colour	IP Rating	Trade Price
1411 2111	20 - 63	3	S1	Black	55	33.60
1414 2111	20 - 63	3	S1	Red	65	55.15
1421 2111	125 - 400	3	S2	Black	55	36.50
1423 2111	125 - 400	3	S2	Black	65	54.46
1424 2111	125 - 400	3	S2	Red	65	63.26
1433 3111	630 - 800	3	S3	Black	65	134.90
1434 3111	630 - 800	3	S3	Red	65	109.45
1443 3111	800 - 1250	3	S4	Black	65	134.86
1444 4311	800 - 1250	3	S4	Red	65	131.47



1424 2111

FUSE SWITCHES

FUSERBLOC External Interlocked Defeatable Handle c-w Test Function


Item	Rating (A)	Poles	Type	Colour	IP Rating	Trade Price
1413 2115	20 - 63	3	S1 Test	Black	55	68.47
1414 2115	20 - 63	3	S1 Test	Red	65	70.71
1423 2115	125 - 400	3	S2 Test	Black	55	68.47
1424 2115	125 - 400	3	S2 Test	Red	65	69.29



1413 2115

FUSERBLOC Shaft Extension

Item	Rating (A)	Length mm	Handle	Trade Price
1401 0520	20 - 32	200	S1	14.50
1401 0532	20 - 32	320	S1	22.01
1401 0540	20 - 32	400	S1	28.91
1400 1020	63 - 400	200	S2	13.36
1400 1025	63 - 400	250	S2	16.32
1400 1032	63 - 400	320	S2	24.29
1400 1050	63 - 400	500	S2	38.39
1400 1220	630 - 800	200	S3	21.96
1400 1232	630 - 1250	320	S3 - S4	43.03
1400 1250	630 - 1250	500	S3 - S4	75.65



Shaft Extension

FUSERBLOC Auxiliary Contact

Item	Rating (A)	Switch	Type	Trade Price
3999 0701	20 - 1250	NO	U	22.77
3999 0702	20 - 1250	NC	U	20.70
3999 0041	20 - 1250	NC + NO	S	56.23



3999 0701

FUSERBLOC Terminal Shrouds

Item	Rating (A)	Fuse	Type	Trade Price
3998 3016	125 - 160	00	IP20	25.78
3998 3025	250 - 400	2	IP20	39.26
3898 3080	630 - 800	3	IP20	80.65
3898 3120	800 - 1250	4	IP20	96.78



Terminal Shrouds

SWITCHFUSE TYPE DO

Item	Poles	Max Rated Current A	Modules	Trade Price
For fuses see page 51 & page 16 for busbar to suit.				
STVDO 21P	1	63	1.5	14.83
STVDO 22P	2	63	3	41.02
STVDO 23P	3	63	4.5	57.47



NOTE: GARO's DO switchfuses STV can only be switched on when the fuse has been fully inserted.

DISCONNECTORS

FUSE SWITCH DISCONNECTS

Item	Rating (A)	Size	Trade Price
GKVL-00	160A	3 Pole NH00	55.93
GKVL-1	250A	3 Pole NH1	167.65
GKVL-2	400A	3 Pole NH2	266.30
GKVL-3	630A	3 Pole NH3	352.16



707.037.001

FUSE DISCONNECTORS

Item	Rating (A)	Poles	Size	Trade Price
EFD 101P	32A	1	10 x 38	4.02
EFD 102P	32A	2	10 x 38	8.78
EFD 103P	32A	3	10 x 38	12.64
EFD 221P	100A	1	22 x 58	15.42
EFD 223P	100A	3	22 x 58	49.92



EFD 101P



EFD 103P



EFD 221P



EFD 223P

FUSES - Cylindrical - DO

DO Fuses gG(gl)

Item	Rating (A)	Type	Trade Price
6NZ01	6	DO1	0.79
20NZ02	20	DO2	0.79
25NZ02	25	DO2	0.79
35NZ02	35	DO2	0.79
50NZ02	50	DO2	1.06
63NZ02	63	DO2	1.06



63NZ02

Fuses Cylindrical

Item	Rating (A)	Type	Size	Trade Price
FUSE 2A	2	10 X 38	0	1.23
FUSE 4A	4	10 X 38	0	0.77
FUSE 6A	6	10 X 38	0	0.88
FUSE 10A	10	10 X 38	0	0.64
FUSE 16A	16	10 X 38	0	1.14
FUSE 20A	20	10 X 38	0	1.14
FUSE 25A	25	10 X 38	0	1.23
FUSE 32A	32	10 X 38	0	1.23
MS63	63	22 X 58	2	3.80
MS80	80	22 X 58	2	3.80
MS100	100	22 X 58	2	3.80



FUSE 6A

FUSES NH 120kA gL-gC

NV00C 6A	6	4.55
NV00C 10A	10	4.55
NV00C 16A	16	4.55
NV00C 20A	20	4.55
NV00C 25A	25	3.56
NV00C 35A	35	3.56
NV00C 40A	40	3.56
NV00C 50A	50	3.56
NV00C 63A	63	3.48
NV00C 80A	80	4.03
NV00C 100A	100	4.03

NH00

NV00 125A	125	5.31
NV00 160A	160	5.31

NH1

NV1 200A	200	10.06
NV1 250A	250	10.06

NH1C

NV1C 63A	63	7.08
NV1C 80A	80	7.08
NV1C 100A	100	7.08
NV1C 125A	125	7.08
NV1C 160A	160	7.08

NH2C

NV2C 63A	63	11.29
NV2C 80A	80	11.29
NV2C 100A	100	11.29
NV2C 125A	125	11.29
NV2C 160A	160	10.98
NV2C 200A	200	11.29
NV2C 250A	250	11.29

NH2

NV2 315A	315	12.78
NV2 355A	355	12.78
NV2 400A	400	12.78

NH3C

NV3C 250A	250	19.91
NV3C 315A	315	19.91
NV3C 355A	355	19.91
NV3C 400A	400	19.91

NH3

NV3 500A	500	22.25
NV3 630A	630	22.25

NH4

NV4 630A	630	81.15
NV4 800A	800	81.15
NV4 1000A	1000	88.57



DIRIS DIGIWARE DISPLAYS



DIRIS Displays

Item	Description	Trade Price
4829 0204	D-50 Display c/w Modbus rs485 & Modbus TCP	521.49
4829 0203	D-70 Display c/w Webserver EMS, BACnet, SNMP, Modbus TCP	3,416.31
4829 0200	DIRIS D-30 Single Point Display for DIRIS B30	349.95

DIRIS DIGIWARE C

DIRIS Digiware C

Item	Description	Trade Price
4829 0101	C-31 System Interface - Digiware to RS485	207.06
4829 0103	C-32 Repeater - Signal Booster	304.30



4829 0103

MEASUREMENT MODULE

Voltage Measurement Module

Item	Description	Trade Price
4829 0105	U-10 Voltage Input Metering	240.30
4829 0106	U-20 Voltage Input Monitoring	332.33
4829 0102	U-30 Voltage Input Analysis	409.00



4829 0102

Current Measurement Module

Item	Description	Trade Price
4829 0110	i-30 3Xi Metering	270.99
4829 0111	i-31 3Xi Metering + Trend	434.60
4829 0128	i-33 3Xi Metering & Monitoring	352.77
4829 0130	i-35 3Xi Metering & Analysis	802.69
4829 0131	i-45 4Xi Metering, Analysis & 2i-2o	1,119.70
4829 0112	i-60 6Xi Metering	460.65
4829 0113	i-61 6Xi Metering + Trend	738.79



4829 0110

CURRENT SENSORS

TE SOLID CURRENT SENSOR

Item	Description	Trade Price
4829 0500	TE - 18 20A Solid Core CT	41.94
4829 0501	TE - 18 63A Solid Core CT	41.94
4829 0502	TE - 25 160A Solid Core CT	51.63
4829 0503	TE - 35 250A Solid Core CT	61.85
4829 0504	TE - 45 630A Solid Core CT	78.24
4829 0505	TE - 55 1000A Solid Core CT	94.58
4829 0506	TE - 90 2000A Solid Core CT	171.58



4829 0500

TR SPLIT CORE CURRENT SENSOR

Item	Description	Trade Price
4829 0555	TR - 10 75A - 100MV Split Core CT	104.89
4829 0556	TR - 14 100A - 100MV Split Core CT	104.89
4829 0557	TR - 21 200A - 100MV Split Core CT	116.23
4829 0558	TR - 32 600A - 100MV Split Core CT	151.19



4829 0555

TF FLEXIBLE (ROGOWSKI) CURRENT SENSOR

Item	Description	Trade Price
4829 0570	TF-55 600A Flexible Current Sensor	478.29
4829 0575	TF-120 2000A Flexible Current Sensor	536.62
4829 0577	TF-300 6000A Flexible Current Sensor	594.93



4829 0570

COMMUNICATION GATEWAY DIRIS G

DIRIS G GATEWAY

RS485 to Ethernet Interface with embedded Energy Monitoring Software

Item	Description	Trade Price
4829 0221	Diris M-50 Ethernet Gateway	1,450.06
4829 0222	Diris M-70 Ethernet Gateway c/w EMS Webserver	3,784.24



DIRIS G OPTIONAL MODULE

Item	Description	Trade Price
4829 0030	2in-2out digital	449.12
4829 0031	2in-2out analogue 4-20mA	699.89
4829 0032	3 Temperature inputs, PT100-PT100	449.12



4829 0032

DIRIS B WIRELESS POWER MONITORING DEVICE

DIRIS B-30 MONITORING DEVICE

Item	Description	Trade Price
4829 0000	DIRIS B-30 RS485 Modbus - 230 VAC	1,079.01
4829 0002	DIRIS B-30 RF Modbus - 230VAC	1,254.00



4829 0000

DIRIS O OPTIONAL MODULE

Item	Description	Trade Price
4829 0030	DIRIS O - IOD Digital Module	449.12
4829 0031	DIRIS O - IOA 0-4 - 20MA Module	699.89
4829 0032	DIRIS O - IT Temperature Module	449.12
4829 0033	DIRIS O-M Modbus RS485 Module	524.94
4829 0034	DIRIS O-P Profibus DP Module	1,049.87
4829 0035	DIRIS O-B - IP Bacnet Module	1,049.87
4829 0036	DIRIS O-B - MSTP Bacnet Module	1,049.87

CONNECTION CABLES AND ACCESSORIES

RJ12 CONNECTION CABLES

Item	Description	Trade Price
4829 0580	RJ12 3X0, 1M Cable	18.66
4829 0581	RJ12 3X0, 2M Cable	20.07
4829 0582	RJ12 3X0, 3M Cable	22.02
4829 0583	RJ12 3X1M Cable	31.07
4829 0584	RJ12 3X2M Cable	45.54
4829 0585	RJ12 4X0, 1M Cable	25.01
4829 0586	RJ12 4X0, 2M Cable	26.60
4829 0587	RJ12 4X0, 3M Cable	28.73
4829 0588	RJ12 4X1M Cable	41.34
4829 0589	RJ12 4X2M Cable	60.67
4829 0590	RJ12 6X0, 1M Cable	37.52
4829 0591	RJ12 6X0 2M Cable	40.02
4829 0592	RJ12 6X0 3M Cable	43.21
4829 0593	RJ12 6X1M Cable	62.24
4829 0594	RJ12 6X2M Cable	90.99
4829 0595	RJ12 3X0, 5M Cable	24.46
4829 0596	RJ12 4X0, 5M Cable	32.56
4829 0597	RJ12 6X0, 5M Cable	48.90
48290602	RJ12 Cable 1 x 5M Cable	31.27
48290603	RJ12 Cable 1x10M Cable	57.97



4829 0585

RJ45 Connection Cables

Item	Description	Trade Price
4829 0181	RJ45 - 0,10M Cable	7.67
4829 0182	RJ45 - 0,50M Cable	10.82
4829 0183	RJ45 - 1M Cable	14.47
4829 0184	RJ45 - 2M Cable	22.29
4829 0180	End Line Resistance RJ45	4.48
4829 0186	RJ45-5m Cable	51.08
4829 0187	RJ45-10m Cable	96.78
4829 0050	USB Cable Configuration	11.66



4829 0180

Accessories

Item	Description	Trade Price
4829 0120	P15 AUX Supply 24 VDC 15W	204.52
4829 0280	RJ9 1x1, 5M	10.65
4829 0281	RJ9 1x3M	15.87
4854 0126	Remote Antenna DIRIS B30	87.50
4854 0127	Antenna Cable 3M DIRIS B30	175.00
4829 0049	Sealing Kit DIRIS B30	58.33
4829 0050	USB Cable Configuration	11.66
4829 0598	Splice Plate x30	58.33
4829 0599	CT-5A To 100MV Adaptor	65.63
4829 0600	Sealable Cover X20	37.32



4854 0126

DIRIS A40 – POWER MONITORING DEVICE WITH PLUGIN SENSORS

DIRIS A40

Item	Description	Trade Price
4825 0500	Diris A40 c/w Modbus rs485 and Pulse Output	770.15
4825 0501	A40 c/w Ethernet & Energy Monitoring Software	1,181.19
4825 0502	Diris A40 Profibus	1,105.59



RJ12 CONNECTION CABLES

4829 0583	RJ12 3X1M Cable	31.07
4829 0584	RJ12 3X2M Cable	45.54
4829 0602	RJ12 1x5M Cable	31.27
4829 0603	RJ12 1x10 Cable	57.97

CURRENT SENSORS

TE SOLID CURRENT SENSOR

Item	Description	Trade Price
4829 0500	TE - 18 20A Solid Core CT	41.94
4829 0501	TE - 18 63A Solid Core CT	41.94
4829 0502	TE - 25 160A Solid Core CT	51.63
4829 0503	TE - 35 250A Solid Core CT	61.85
4829 0504	TE - 45 630A Solid Core CT	78.24
4829 0505	TE - 55 1000A Solid Core CT	94.58
4829 0506	TE - 90 2000A Solid Core CT	171.58



4829 0500

TR SPLIT CORE CURRENT SENSOR

Item	Description	Trade Price
4829 0555	TR - 10 75A - 100MV Split Core CT	104.89
4829 0556	TR - 14 100A - 100MV Split Core CT	104.89
4829 0557	TR - 21 200A - 100MV Split Core CT	116.23
4829 0558	TR - 32 600A - 100MV Split Core CT	151.19



4829 0551

TF FLEXIBLE (ROGOWSKI) CURRENT SENSOR

Item	Description	Trade Price
4829 0570	TF-55 600A Flexible Current Sensor	478.29
4829 0575	TF-120 2000A Flexible Current Sensor	536.62
4829 0577	TF-300 6000A Flexible Current Sensor	594.93



4829 0570

DIRIS ENERGY METERING



	DIRIS A10	DIRIS A10 + COM	DIRIS A20	Pulse outputs	MODBUS Com	DIRIS A30-A41	DIRIS A60	
Measurements								
Currents(I), voltages(U), frequency(F)	*	*	*			*	*	*
Measuring neutral current (In)							*	
Actives(P), reactivities(Q), apparents(S) powers	*	*	*			*	*	*
Predictive Power						*	*	*
Power Factor (PF)	*	*	*			*	*	*
Tangent j								*
Voltage and current unbalance								*
Temperature(s)	*	*				Option1-4	Option1-4	Option1-4
Currents, voltages, frequency average values						*	*	*
Powers averages values	*	*	*			*	*	*
Accuracy	0.2	0.2	0.2			0.2	0.2	0.2
Energy management								
Energies meters (KWh, KvarH, KVAh)	*	*	*			*	*	*
Tariff meters	*	*						
Pulses meters	*	*				Option 2...6	Option 2...6	Option 2...6
Load curves						*	*	*
Accuracy cl. 0,5S IEC 61253-22 (KWh)	*	*	*			*	*	*
Pulses output(s)	1		1	*		Option2 max	Option2 max	Option2 max
Quality analyse and events storage								
THD	*	*	*			*	*	*
Harmonics (row 63)						*	*	*
Voltage sag, swell and interruption								*
Overcurrent								*
RMS 1-2 period curves storage								*
Monitoring	1	1	Option 1 max.	*		Option 2...6	Option 2...6	Option 2...6
Events and measurements historic								
Load curve								*
Events & monitoring						_*	_*	_*
Maximum average powers	kW	kW	kW			*	*	*
Maximum average Current	*	*	*			*	*	*
Numeric and analogical communications								
RS485 Jbus-Modbus mode RTU		*	Option		*	Option	Option	Option
RS485 PROFIBUS-DP 12 Mbaud						Option	Option	Option
Ethernet 10baseT - 100 baseT Modbus RTU						Option	Option	*
Ethernet - RS485 gateway						Option	Option	*
Webserver						Option	Option	*
Analogue outputs						Option 2...4	Option 2...4	Option 2...6
Other								
Connection test and correction function	*	*	*			*	*	*
Optional modules "plug&play"			*			*	*	*
Enclosure	4 modules	4 modules	96x96 mm			96x96mm	96x96mm	96x96mm
Conform to IEC 61557-12	*	*	*			*	*	*
ITEM NUMBER	48250400	48250401	48250402	48250080	48250082	48250403	48250404	48250207
TRADE PRICE	297.51	511.70	396.67	57.39	164.11	792.38	1,734.49	2,231.83





DIRIS ENERGY METERING






	Pulse outputs	MODBUS com	PROFIBUS com	Ethernet	Ethernet gateway	Analogue outputs	2 inputs-2 outputs	Memory
--	---------------	------------	--------------	----------	------------------	------------------	--------------------	--------

	Pulse outputs	MODBUS com	PROFIBUS com	Ethernet	Ethernet gateway	Analogue outputs	2 inputs-2 outputs	Memory
Measurements								
Currents(I), voltages(U), frequency(F)								
Measuring neutral current (In)								
Actives(P), reactivities(Q), apparent(S) powers								
Predictive Power								
Power Factor (PF)								
Tangent j								
Voltage and current unbalance								
Temperature(s)								
Currents, voltages, frequency average values								
Powers averages values								
Accuracy								
Energy management								
Energies meters (KWh, KvarH, KVAh)								
Tariff meters								
Pulses meters	*							
Load curves								
Accuracy cl. 0,5S IEC 61253-22 (KWh)								
Pulses output(s)								
Quality analyse and events storage								
THD								
Harmonics (row 63)								
Voltage sag, swell and interruption								
Overcurrent								
RMS 1-2 period curves storage								
Monitoring							*	
Events and measurements historic								
Load curve								
Events & monitoring								*
Maximum average powers								*
Maximum average Current								*
Numeric and analogical communications								
RS485 Jbus-Modbus mode RTU		*						
RS485 PROFIBUS-DP 12 Mbaud			*					
Ethernet 10baseT - 100 baseT Modbus RTU				*				
Ethernet - RS485 gateway					*			
Webserver				*	*			
Analogue outputs						*		
Other								
Connection test and correction function								
Optional modules "plug&play"								
Enclosure								
Conform to IEC 61557-12								
ITEM NUMBER	48250090	48250092	48250096	48250203	48250204	48250093	48250094	48250097
TRADE PRICE	64.89	304.15	598.94	631.35	1,279.55	347.58	574.27	695.20

COUNTIS ENERGY METERING

	COUNTIS E00	COUNTIS E10	COUNTIS E11	COUNTIS E12	COUNTIS E20	COUNTIS E21	COUNTIS E30	COUNTIS E31	COUNTIS E32	COUNTIS E33
										
	Direct S.P 32A	Direct Single Phase 63A			Direct Three Phase 63a		Direct Three Phase 100A			
Single phase network direct connection	32 A	63 A	63 A	63 A	63 A	63 A	100 A	100 A	100 A	100 A
Three phase network direct connection					63 A	63 A	100 A	100 A	100 A	100 A
Single & three phase network CT -5A										
MID EN50470 mod B+D class B cert'n				*					*	
RS485 Jbus-Modbus communication										*
Pulses output	*	*	*	*	*	*	*	*	*	*
NETWORK										
Single phase; 230 V +- 15%	*	*	*	*						
Three phase; 4 wires x 200-415 V					*	*	*	*	*	*
Three phase; 3 wires 230 V or 400 V					*	*	*	*	*	*
Self powered	*	*	*	*	*	*	*	*	*	*
Auxiliary supply										
ENERGY METERING										
kWh total-partial	total only	*_*	*_*	*_*	*_*	*_*	*_*	*_*	*_*	*_*
kvarH total-partial										*_*
Multi tariff			2			*		2		
IEC 62053-21 cl 1	*	*	*	*	*	*	*	*	*	*
MID EN50470 module B+D class B				*					*	
Conformity to EN50470-3 class B		*	*		*	*	*	*		*
Metrological LED	*	*	*	*	*	*	*	*	*	*
IEC 62053-11 & IEC 62053-31		*	*	*	*	*	*	*	*	*
IEC 61557-12		*	*	*	*	*	*	*	*	*
Input (Counts Ci)										
MEASUREMENTS										
Active power (SP) - reactive power (SQ)		*_*	*_*	*_*	*_*	*_*	*_*	*_*	*_*	*_*
currents (3I) - voltages (3V, 3U) indication										
Apparent power (SS)										
Power factor (FP)										
Average maximum active power										
INSTALLATION										
Size (modules)	1	3	3	3	4	4	7	7	7	7
Phase-Neutral inversion protection		*	*	*	*	*	*	*	*	*
Wrong connection indication		*	*	*	*	*	*	*	*	*
Sealing cover		Option	Option	*	Option	Option	Option	Option	*	Option
ITEM NUMBER	48503019	48503000	48503001	48503002	48503003	48503004	48503005	48503006	48503007	48503012
TRADE PRICE	159.15	254.66	280.13	382.02	459.81	530.57	636.66	679.06	732.13	817.03

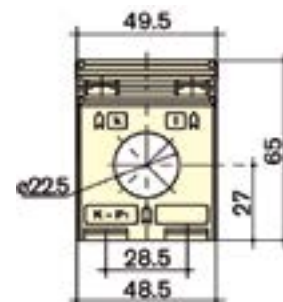
COUNTIS ENERGY METERING

	COUNTIS E40	COUNTIS E41	COUNTIS E42	COUNTIS E43	COUNTIS E44	COUNTIS E50	COUNTIS E53	COUNTIS EC i2
								
	CT Three Phase 6000A				CT T. Phase 6000A		Pulse Counter	
Single phase network direct connection								
Three phase network direct connection								
Single & three phase network CT -5A	6000 A	6000 A	6000 A	6000 A	6000 A	6000 A	6000 A	
MID EN50470 mod B+D class B cert'n			*		*			
RS485 Jbus-Modbus communication				*	*		*	*
Pulses output	*	*	*			*	(option)	
NETWORK								
Single phase; 230 V +- 15%								
Three phase; 4 wires x 200-415 V	*	*	*	*	*			
Three phase; 3 wires 230 V or 400 V	*	*	*	*	*			
Self powered	*	*	*	*	*			
Auxiliary supply						10...400VAC 120...350 C"	10...400VAC 120...350 C"	200-415 VAC
ENERGY METERING								
kWh total-partial	**	*_*	*_*	*_*	*_*	**	*_*	
kvarH total-partial	**	*_*	*_*	*_*	*_*	**	*_*	
Multi tariff		2					4 via RS485	
IEC 62053-21 cl 1	*	*	*	*	*	*	*	
MID EN50470 module B+D class B			*		*			
Conformity to EN50470-3 class B	*	*	*					
Metrological LED	*	*	*	*	*			
IEC 62053-11 & IEC 62053-31	*	*	*	*	*			
IEC 61557-12	*	*	*	*	*			
Input (Counts Ci)								7
MEASUREMENTS								
Active power (SP) - reactive power (SQ)	**	*_*	*_*	*_*	*_*	**	*_*	
currents (3I) - voltages (3V, 3U) indication						*	*	
Apparent power (SS)						*	*	
Power factor (FP)						*	*	
Average maximum active power						*	*	
INSTALLATION								
Size (modules)	4	4	4	4	4	96x96 mm	96x96 mm	4
Phase-Neutral inversion protection	*	*	*	*	*	*	*	*
Wrong connection indication	*	*	*	*	*	*	*	*
Sealing cover	Option	Option	Option	*	*			
ITEM NUMBER	48503008	48503009	48503015	48503013	48503014	48503010	48503011	48530000
TRADE PRICE	485.10	516.09	588.34	737.98	636.18	283.84	404.61	694.73

CURRENT TRANSFORMERS

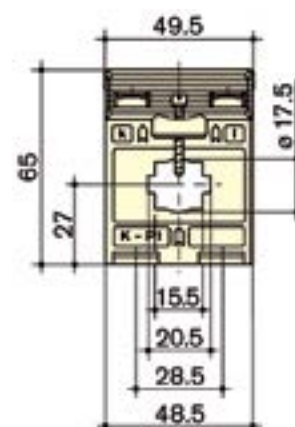
Current Transformer TCA22

Item	Rating	Cable	Bar	Trade Price
192T 2022	100A	22mm	-	31.27
192T 2023	150A	22mm	-	31.27
192T 2024	200A	22mm	-	31.27
192T 2025	250A	22mm	-	31.27
192T 2030	300A	22mm	-	35.27
192T 2034	400A	22mm	-	35.27
192T 2035	500A	22mm	-	44.78
192T 2036	600A	22mm	-	44.78



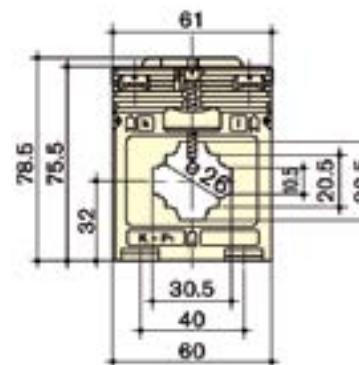
Current Transformer TCB17-20

Item	Rating	Cable	Bar	Trade Price
192T 2106	60A	17mm	20 x 5	27.39
192T 2108	80A	17mm	20 x 5	27.39
192T 2110	100A	17mm	20 x 5	27.39
192T 2112	125A	17mm	20 x 5	27.39
192T 2115	150A	17mm	20 x 5	27.39
192T 2120	200A	17mm	20 x 5	27.39
192T 2125	250A	17mm	20 x 5	30.86
192T 2130	300A	17mm	20 x 5	30.86
192T 2140	400A	17mm	20 x 5	30.86



Current Transformer TCB26-30

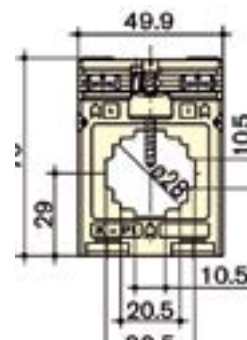
Item	Rating	Cable	Bar	Trade Price
192T 2305	50A	26mm	30 x 10	35.35
192T 2310	100A	26mm	30 x 10	35.35
192T 2315	150A	26mm	30 x 10	35.35
192T 2320	200A	26mm	30 x 10	35.35
192T 2325	250A	26mm	30 x 10	36.96
192T 2330	300A	26mm	30 x 10	41.15
192T 2340	400A	26mm	30 x 10	41.15
192T 2350	500A	26mm	30 x 10	44.98
192T 2360	600A	26mm	30 x 10	44.98
192T 2375	750A	26mm	30 x 10	51.11



CURRENT TRANSFORMERS

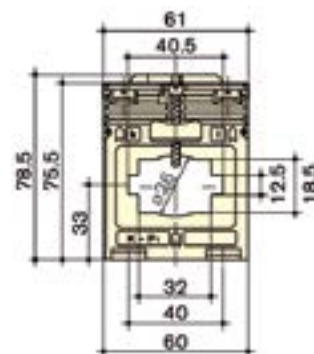
Current Transformer TCB28-30

Item	Rating	Cable	Bar	Trade Price
192T 2410	100A	28mm	30 x 10	40.61
192T 2415	150A	28mm	30 x 10	40.61
192T 2420	200A	28mm	30 x 10	40.61
192T 2425	250A	28mm	30 x 10	40.61
192T 2430	300A	28mm	30 x 10	41.15
192T 2440	400A	28mm	30 x 10	41.15
192T 2450	500A	28mm	30 x 10	44.98



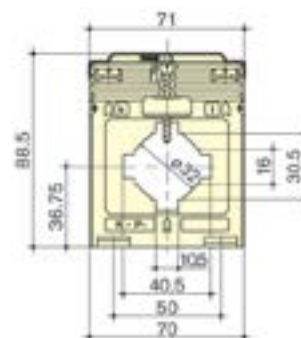
Current Transformer TCB26-40

Item	Rating	Cable	Bar	Trade Price
192T 3210	100A	26mm	40 x 12	36.32
192T 3212	125A	26mm	40 x 12	36.32
192T 3215	150A	26mm	40 x 12	36.32
192T 3220	200A	26mm	40 x 12	36.32
192T 3225	250A	26mm	40 x 12	36.32
192T 3230	300A	26mm	40 x 12	36.32
192T 3240	400A	26mm	40 x 12	36.32
192T 3260	600A	26mm	40 x 12	36.32



Current Transformer TCB32-40

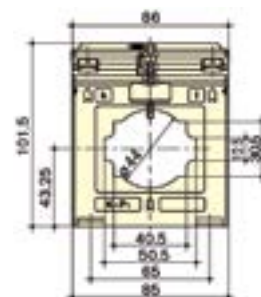
Item	Rating	Cable	Bar	Trade Price
192T 4005	50A	32mm	40 x 10	40.98
192T 4006	60A	32mm	40 x 10	40.98
192T 4007	75A	32mm	40 x 10	40.98
192T 4010	100A	32mm	40 x 10	40.98
192T 4012	125A	32mm	40 x 10	40.98
192T 4015	150A	32mm	40 x 10	40.98
192T 4020	200A	32mm	40 x 10	40.98
192T 4025	250A	32mm	40 x 10	45.23
192T 4030	300A	32mm	40 x 10	46.63
192T 4040	400A	32mm	40 x 10	46.63
192T 4050	500A	32mm	40 x 10	46.63
192T 4060	600A	32mm	40 x 10	46.63
192T 4075	750A	32mm	40 x 10	56.57
192T 4080	800A	32mm	40 x 10	56.57
192T 4090	1000A	32mm	40 x 10	56.57



CURRENT TRANSFORMERS

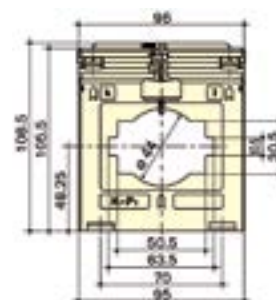
Current Transformer TCB44-50

Item	Rating	Cable	Bar	Trade Price
192T 5010	100A	44mm	50 x 12	37.91
192T 5012	125A	44mm	50 x 12	37.91
192T 5015	150A	44mm	50 x 12	37.91
192T 5020	200A	44mm	50 x 12	37.91
192T 5025	250A	44mm	50 x 12	37.91
192T 5030	300A	44mm	50 x 12	37.91
192T 5040	400A	44mm	50 x 12	41.75
192T 5050	500A	44mm	50 x 12	47.83
192T 5060	600A	44mm	50 x 12	47.83
192T 5075	750A	44mm	50 x 12	48.03
192T 5080	800A	44mm	50 x 12	59.51
192T 5090	1000A	44mm	50 x 12	59.51
192T 5092	1200A	44mm	50 x 12	59.51
192T 5095	1250A	44mm	50 x 12	59.51



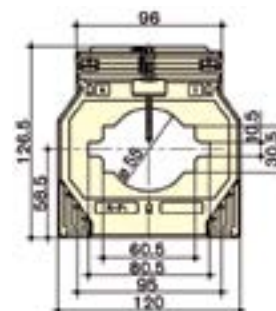
Current Transformer TCB44-63

Item	Rating	Cable	Bar	Trade Price
192T 6420	200A	44mm	63 x 10	48.15
192T 6425	250A	44mm	63 x 10	48.15
192T 6430	300A	44mm	63 x 10	48.15
192T 6440	400A	44mm	63 x 10	48.15
192T 6450	500A	44mm	63 x 10	51.38
192T 6460	600A	44mm	63 x 10	51.38
192T 6475	750A	44mm	63 x 10	51.38
192T 6480	800A	44mm	63 x 10	71.62
192T 6490	1000A	44mm	63 x 10	71.62
192T 6492	1200A	44mm	63 x 10	75.53
192T 6493	1250A	44mm	63 x 10	75.53
192T 6494	1600A	44mm	63 x 10	75.53
192T 6495	1500A	44mm	63 x 10	75.53



Current Transformer TCB55-80

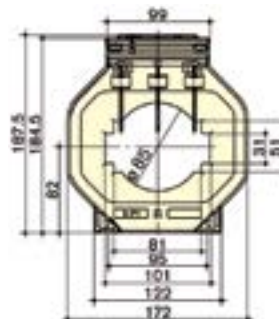
Item	Rating	Cable	Bar	Trade Price
192T 8140	400A	55mm	80 x 10	46.63
192T 8150	500A	55mm	80 x 10	51.38
192T 8160	600A	55mm	80 x 10	51.38
192T 8180	800A	55mm	80 x 10	58.86
192T 8190	1000A	55mm	80 x 10	73.09
192T 8192	1200A	55mm	80 x 10	73.09
192T 8193	1250A	55mm	80 x 10	73.09
192T 8195	1500A	55mm	80 x 10	73.09
192T 8194	1600A	55mm	80 x 10	81.62
192T 8196	2000A	55mm	80 x 10	103.98



CURRENT TRANSFORMERS

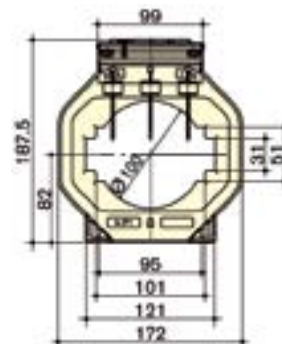
Current Transformer TCB85-100

Item	Rating	Cable	Bar	Trade Price
192T 9675	750A	85mm	100 x 20	101.70
192T 9680	800A	85mm	100 x 20	101.70
192T 9690	1000A	85mm	100 x 20	101.70
192T 9692	1200A	85mm	100 x 20	114.06
192T 9693	1250A	85mm	100 x 20	114.06
192T 9695	1500A	85mm	100 x 20	114.06
192T 9694	1600A	85mm	100 x 20	130.02
192T 9696	2000A	85mm	100 x 20	134.88
192T 9697	2500A	85mm	100 x 20	134.88
192T 9698	3000A	85mm	100 x 20	176.63



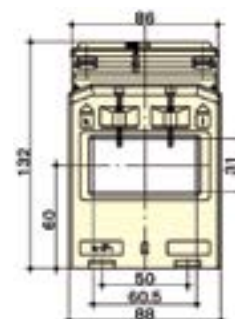
Current Transformer TCB100-125

Item	Rating	Cable	Bar	Trade Price
192T 9590	1000A	100mm	120 x 20	141.17
192T 9592	1200A	100mm	120 x 20	144.49
192T 9593	1250A	100mm	120 x 20	144.49
192T 9595	1500A	100mm	120 x 20	144.49
192T 9596	2000A	100mm	120 x 20	202.22
192T 9597	2500A	100mm	120 x 20	202.22
192T 9598	3000A	100mm	120 x 20	231.26
192T 9599	4000A	100mm	120 x 20	231.26



Current Transformer TBA60

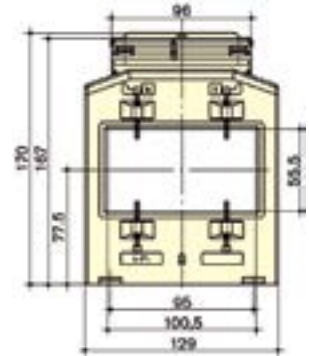
Item	Rating	Cable	Bar	Trade Price
192T 7020	200A		60 x 30	116.97
192T 7025	250A		60 x 30	116.97
192T 7030	300A		60 x 30	116.97
192T 7040	400A		60 x 30	116.97
192T 7050	500A		60 x 30	116.97
192T 7060	600A		60 x 30	116.97
192T 7075	750A		60 x 30	116.97
192T 7080	800A		60 x 30	116.97
192T 7090	1000A		60 x 30	116.97
192T 7092	1200A		60 x 30	121.96
192T 7093	1250A		60 x 30	121.87
192T 7095	1500A		60 x 30	121.87
192T 7094	1600A		60 x 30	121.87



CURRENT TRANSFORMERS

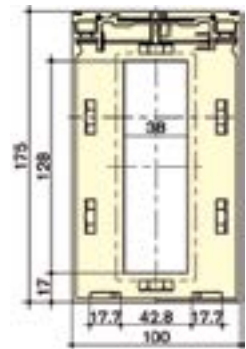
Current Transformer TBA100

Item	Rating	Cable	Bar	Trade Price
192T 8060	600A		100 x 55	148.47
192T 8075	750A		100 x 55	148.47
192T 8080	800A		100 x 55	148.47
192T 8090	1000A		100 x 55	148.47
192T 8092	1200A		100 x 55	148.47
192T 8093	1250A		100 x 55	148.47
192T 8094	1600A		100 x 55	148.47
192T 8095	1500A		100 x 55	148.47
192T 8096	2000A		100 x 55	202.22
192T 8097	2500A		100 x 55	202.22



Current Transformer TBA127

Item	Rating	Cable	Bar	Trade Price
192T 9740	400A		128 x 38	114.06
192T 9750	500A		128 x 38	114.06
192T 9760	600A		128 x 38	114.06
192T 9775	750A		128 x 38	114.06
192T 9780	800A		128 x 38	114.06
192T 9790	1000A		128 x 38	114.06
192T 9792	1200A		128 x 38	114.06
192T 9793	1250A		128 x 38	114.06
192T 9795	1500A		128 x 38	114.06
192T 9796	2000A		128 x 38	134.88
192T 9797	2500A		128 x 38	134.88
192T 9798	3000A		128 x 38	179.41
182T 9799	4000A		128 x 38	260.46



CURRENT TRANSFORMERS

Current Transformer TCO23 - Split-Core

Item	Rating	Bar	Trade Price
192T 4601	100A	30 x 20	262.80
192T 4602	150A	30 x 20	262.80
192T 4603	200A	30 x 20	262.80
192T 4604	250A	30 x 20	262.80
192T 4605	300A	30 x 20	262.80
192T 4606	400A	30 x 20	262.80



192T 4605

Current Transformer TCO58 - Split-Core

Item	Rating	Bar	Trade Price
192T 4610	100A	80 X 30	297.13
192T 4625	250A	80 x 30	297.13
192T 4630	300A	80 x 30	297.13
192T 4640	400A	80 x 30	297.13
192T 4650	500A	80 x 30	297.13
192T 4660	600A	80 x 30	297.13
192T 4675	750A	80 x 30	297.13
192T 4680	800A	80 x 30	297.13
192T 4710	1000A	80 x 30	483.05

CURRENT TRANSFORMERS - 3 POLE

Current Transformer TCB 3 17-20

Item	Rating	Cable	Bar	Trade Price
192T 3310	100	18mm	20 X 5	84.60
192T 3315	150	18mm	20 X 5	84.60
192T 3320	200	18mm	20 X 5	84.60
192T 3325	250	18mm	20 X 5	84.60



TCB 3-1

Current Transformer TCB 3 22-30

Item	Rating	Cable	Bar	Trade Price
192T 3425	250	22mm	30 x 10	145.97
192T 3430	300	22mm	30 x 10	145.97
192T 3440	400	22mm	30 x 10	145.97
192T 3450	500	22mm	30 x 10	145.97
192T 3460	600	22mm	30 x 10	145.97



TCB 3-3

ACCESSORIES

Current Transformer Connection Kit

Item	Fuse Holder	Fuse	Terminals	Endstops	Trade Price
CTKIT	4 x (10 x 38)	4 x 6A	6 x Disconnect	2	48.12



CT KIT

RESYS EARTH LEAKAGE RELAYS

RESYS M40 & P40

Earth leakage relays associated with a remote trip breaking device (automatic power breaking), provide the following functions:

- protection against indirect contact
- limitation of leakage currents

They also preventively monitor electrical installations via their (configurable) pre-alarm function or when used as signalling relays. Conformity to Standards: IEC60755, IEC60947-2, IEC62020, IEC60364.



4941 2723



4942 2723

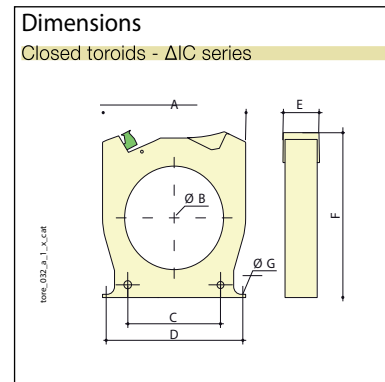
Item	Description	Frequency	Time delay	Trade Price
4941 2723	RESYS M40 earth leakage relay Type A modular	47...63Hz	0 - 10s	394.13
4942 2723	RESYS P40 earth leakage relay Type A panel 48x48	47...63Hz	0 - 10s	465.24

CORE BALANCE TRANSFORMERS TYPE A

A complete range of core balance transformers dedicated to RESYS relays. These can be mounted on DIN rail, back-plate or directly on the cable. The core balance transformers (toroids) meet requirements in terms of measuring sensitivity and are suitable for RESYS M40 - P40.

Closed (series ΔIC, WR and TFR) or split-core (series WS) types, suit all wiring configurations.

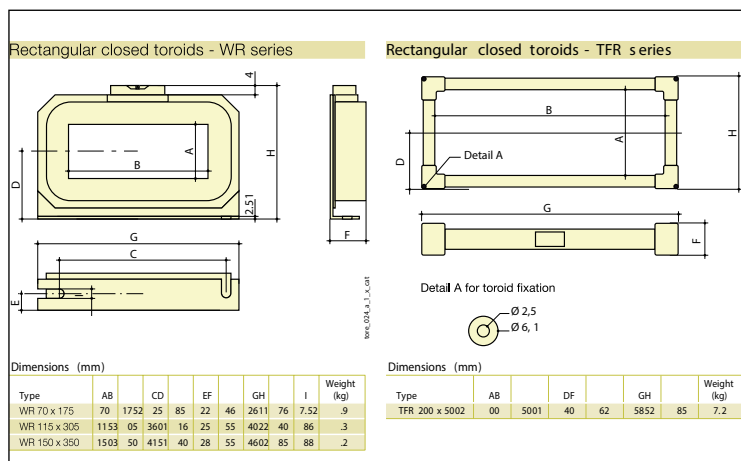
Item	Type	Operational Current I _N (A)	Toroid diameter (mm)	Trade Price
4950 6015	ΔIC Ø15	36	15	108.57
4950 6030	ΔIC Ø30	65	30	127.87
4950 6050	ΔIC Ø50	85	50	160.06
4950 6080	ΔIC Ø60	160	80	188.19
4950 6120	ΔIC Ø120	250	120	244.21
4950 6200	ΔIC Ø200	400	200	556.83
4950 6300	ΔIC Ø300	630	300	1,052.10
4795 0717	WR 70 x 175		70 x 175	1,428.06
4795 1130	WR 115 x 305		115 x 305	3,124.15
4795 1535	WR 150 x 350		150 x 350	4,116.89
4795 2050	TRF 200 x 500		200 x 500	8,471.60
4795 0508	WS 50 x 80		50 x 80	757.96
4795 0808	WS 80 x 80		80 x 80	867.73
4795 0812	WS 80 x 120		80 x 120	978.56
4795 0816	WS 80 x 160		80 x 160	2,849.75



Dimensions (mm)

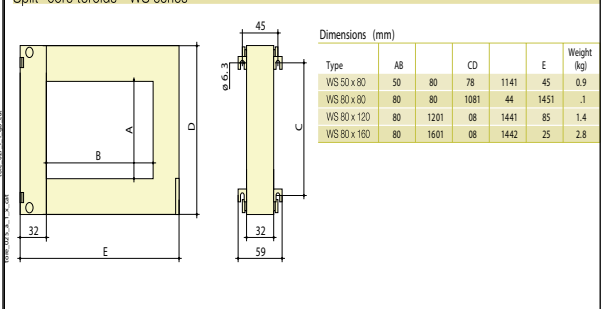
Type	AB	CD	EF	G	Weight (kg)			
ΔIC Ø15	53	17.3	27.8	50	26	81	M4	0.10
ΔIC Ø30	92	30	50	85	26	103.5M	40	.13
ΔIC Ø50	102.55	05	09	02	61	25	M5	0.18
ΔIC Ø80	1168	07	51	05	26	142.5M	50	.22
ΔIC Ø120	1631	20	1001	50	26	182.5M	60	.38
ΔIC Ø200	2532	00	1501	75 x 41.25	12	74	M6	0.88
ΔIC Ø300	3703	00	2002	50 x 41.5	03	90	M6	1.72

- A. Width.
- B. Diameter.
- C. Distance between fixing centres.
- D. Distance between rear fixing brackets.
- E. Depth.
- F. Height.
- G. Diameter of fixing screws.



Dimensions (continued)

Split-core toroids - WS series



Domestic Wall Mounted Charger - GLB	Standard	Smart	OCCP
	GLBDC	GLB-SMART	GLB-B
Basic Charging	Y	Y	Y
Socket or Tethered Option(5m Cable)	Either	Either	Either
Motorised Interlock	Y	Y	Y
Output Options 6 - 32A set by dip switch	Y	Y	Y
Available output range set by dip switch	7.4 kW	7.4 - 22kW	7.4 kW
Metering	O	Y	Y
Dynamic Load Balancing	Y	Y	Y
Input for timer / low tariff selection	Y	Y	Y
Built-in DC Leakage Control	Y	Y	Y
Wi-Fi Module	O	Y	Lan
Communication	O	Wifi/Lan	Lan
RFID access control	O	O	O
Cloud Reporting system	G Cloud	G Cloud	OCCP
OCCP	-	-	1.5 / 1.6

Domestic Wall Charger Standard

Item	Model Type & Connection	Trade Price
DLM & DC Monitoring		STANDARD
GLBDC-T222 WO	3. 7kW - 22 kW Socket Type 2	IS10101 560.00
GLBDC-T222 FC	3.7 kW - 22 kW Fixed Lead Type 2	IS10101 600.00
GLBDC-T222WO KIT	Complete Kit with Wifi & DLM Meter	IS10101 800.00
GLBDC-T222FC KIT	Complete Kit with Wifi & DLM Meter	IS10101 840.00



Domestic Wall Charger Smart c/w Wi-Fi, LAN and MID Metering

Item	Model Type & Connection	Trade Price
DLM & DC Monitoring, c/w Wi-Fi, LAN and MID Metering		STANDARD
GLB-SMART- WO	7. 4kW - 22 kW Socket Type 2	IS10101 950.00
GLB-SMART-FC	7.4 kW - 22 kW Fixed Lead Type 2	IS10101 990.00



Domestic Wall Charger OCCP

OCCP DC Monitoring & PEN Fault Protection

GLBBDCMT274WOLPE	7.4 kW Socket Type 2	1,738.36
GLBBDCMT274FCLPE	7.4 kW Fixed Lead Type 2	1,807.58

ELECTRICAL VEHICLE DISTRIBUTION BOARDS (IS10101)

Item	Enclosure	Total Modules	Free Modules	Incoming	IP Rating	DLM	Trade Price
GC4EV40	GCUT4	4	0	RCBO A	65	-	92.73
GC6EV40	GCUT6	6	0	RCBO A	65	-	98.68
GC8EV40DLM	GCUT8	8	0	RCBO A	65	Yes	203.58



GC4EV40



GC6EV40



GC8EV40DLM

ELECTRICAL VEHICLE DISTRIBUTION BOARDS (18th Edition)

Item	Enclosure	Total Modules	Free Modules	Incoming	PEN Fault Detection	IP Rating	Load Mangement	Trade Price
G2EV40	G2-2	2	0	RCBO A	-	41	-	62.50
G4EV40	G4-4	4	2	RCBO A	-	41	-	65.70
G6EV40PME	G6-6	6	0	RCBO A	Yes	41	-	251.17
G6EVPME	G6-6	6	0	Terminals	Yes	41	-	232.56
G6EVPME132	G6-6	6	0	MCB	Yes	41	-	234.88
GC6EV40PME	GCUT6	6	0	RCBO A	Yes	41	-	274.19
G8EV40PMEB	G8S6	8	0	RCBO B	Yes	41	-	590.71
GC8EV40PMEB	GCUT8	8	0	RCBO B	Yes	41	-	568.74
GC12EV40PMEDLMB	GCUT12	12	1	RCBO B	Yes	65	Yes	930.26
G12EV40PMEDLMB	G12S10	12	1	RCBO B	Yes	41	Yes	930.26



G8EV40PMEB

Commercial Wall Mounted Charger - GLB

Standard

OCPP

	GLBDC	GLB-B
Basic Charging	Y	Y
Socket or Tethered Option(5m Cable)	Either	Either
Motorised Interlock	Y	Y
Output Options 6 - 32A set by dip switch	Y	Y
Available output range set by dip switch	3.7kW - 22kW	3.7kW - 22kW
Optional Pillar	O	O
Master Slave configuration - max 32 chargers	Y	Y
Metering	O	O
Dynamic Load Balancing	Y	Y
Input for timer / low tariff selection	Y	Y
Built-in DC Leakage Control	Y	Y
Wi-Fi Module	O	O
Communication	O	4G / WiFi / Lan
RFID access control	O	Y
Cloud Reporting system	O	OCPP
OCPP		1.5 / 1.6

O Optional Extra



Item	Model Type & Connection	Trade Price
------	-------------------------	-------------

DLM & DC Monitoring

GLBDC-T222WO	3.7 kW - 22 kW Socket Type 2	560.00
GLBDC-T222FC	3.7 kW - 22 kW Fixed Lead Type 2	600.00

OCPP DC Monitoring

GLB-B-DCMT274WOL	Socket Type 2 7.4 kW	2,132.61
GLB-B-DCMT274FCL	Fixed Lead Type 2 7.4 kW	2,683.79

OCPP DLM & DC Monitoring

GLB-B-DCMT222WOL	Socket Type 2 22kW RFID LAN	2,132.61
GLB-B-DCMT222WOM	Socket Type 2 22kW RFID 4G	2,683.79



DUAL WALL MOUNTED CHARGER - GTB STANDARD

	GTB	GTB With Meters	GTB With Meters & WiFi
Mode 3 Charging	Y	Y	Y
Socket or Tethered Option (FC)	Y	Y	Y
Motorised Interlock	Y	Y	Y
Output Options 6 - 32A (set by dipswitch)	Y	Y	Y
Available Output Range 7.4kW - 22kW	Y	Y	Y
Pillar Mounting	O	O	O
Primary Secondary Configuration (max 32 chargers)	Y	Y	Y
Metering	O	Y	Y
Dynamic Load Balancing *	Y	Y	Y
Input for timer / low tariff selection	Y	Y	Y
Built-in DC Leakage Control	Y	Y	Y
Wi-Fi Interface	-	-	Y
RFID access control	O	O	O
Cloud Reporting System	O	O	O

"O" Optional Extra

* Note: Dynamic Load Balancing requires meter GNM3D-RS485 or GNM1D-100-RS485 (sold separately)

Item	Model Type & Connection	Trade Price
------	-------------------------	-------------

GTB (Standalone or Secondary)

GTBDC-T274WO-A	Single Phase 7.4KW Twin Charger with Type11 Sockets	2,965.37
GTBDC-T274FC-A	Single Phase 7.4KW Twin Charger with Type11 Leads	3,577.17
GTBDC-T222WO-A	Three Phase 22KW Twin Charger with Type11 Sockets	3,246.91

GTB with Meters (Standalone or Secondary)

GTBDCM-T274WO-A	Single Phase 7.4KW Twin Charger with Meters & Type11 Sockets	3,214.60
GTBDCM-T274FC-A	Single Phase 7.4KW Twin Charger with Meters & Type11 Leads	3,864.83
GTBDCM-T222WO-A	Three Phase 22KW Twin Charger with Meters & Type11 Sockets	3,633.68

GTB with Meters & WiFi (Standalone or Primary)

GTBDCMW-T274WO-A	Single Phase 7.4KW Twin Charger with WiFi, Meters & Type11 Sockets	3,512.97
GTBDCMW-T274FC-A	Single Phase 7.4KW Twin Charger with WiFi, Meters & Type11 Leads	4,105.54
GTBDCMW-T222WO-A	Three Phase 22KW Twin Charger with WiFi, Meters & Type11 Sockets	3,833.49



GTB+ OCPP

GTB+

GTBBDCMT274WOARL	OCPP 2 X 7.4kw Dual Charger LAN , Meter RFID	5,375.57
GTBBDCMT222WOARL	OCPP 2 X 22kw Dual Charger LAN Meter RFID	5,757.63
GTBBDCMT274WOARM	OCPP 2 X 7.4kw Dual Charger 4G Meter RFID	5,744.34
GTBBDCMT222WOARM	OCPP 2 X 22kw Dual Charger 4G Meter RFID	6,126.41

STREET CHARGER - LS4 OCPP

	LAN & LANC	MC	AU & AUC
Basic Charging	Y	Y	Y
Type 2 Sockets	x 2	x 2	x 2
Motorised Interlock	Y	Y	Y
Output Factory Set	Y	Y	Y
Dynamic Load Balancing (see external meters below)	Y	Y	Y
Metering	Y	Y	Y
Core Balanced Protection (no nuisance tripping)	Y	Y	Y
Full Open OCPP	Y	Y	Y
PC Browser Interface	Y	Y	Y
LAN	Y	Y	Y
RFID access control	Y	Y	Y
DC Leakage Protection	Y	Y	Y
Comprehensive Cloud Reporting system	O	O	O
4G Built in Modem		Y	Y
Auto Reclosing MCB / RCCB			Y

Item	Description	Trade Price
Standard LAN Versions		
LS4DCMT274WO-LAN	2 x 7.4kw Outlets Metered, LAN & RFID	6,099.01
LS4DCMT222WO-LAN	2 x 22kw Outlets Metered, LAN & RFID	6,239.71
Standard 4G Versions		
LS4DCMT274WO-MC	2 x 7.4kw Outlets Metered, RFID & 4G	6,569.94
LS4DCMT222WO-MC	2 x 22kw Outlets Metered, RFID & 4G	6,823.45
AUTO		
	Self Closing RCBO / RCCB	
LS4M-T222W 4G AU	2 x 22kw Outlets Metered, RFID & 4G	7,721.14
LS4M-T222W 4G AUC	Compact 2 x 22kw Outlets Metered, RFID & 4G	7,460.04



CHARGERS FOR CARAVAN/ RECREATIONAL SITES

CASTRA		
CLS1DCMWT223WO-A	2 x 2.3kw T2 outlets Metered , WIFI ,RFID 2 X IEC Socket 16A	4,203.38
CLS1DCMWT237WO-A	2 x 3.7kw T2 outlets Metered , WIFI ,RFID 2 X IEC Socket 16A	4,203.38



CASTRA

EV ACCESSORIES

Item	Description				Trade Price
Meters					
		GLB	GTB	LS4	
GNM1D-RS485	Single phase local Meter 45 Amps	X	X		86.74
GNM1D-100-RS485	Single Phase DLM Meter 100 Amp	X	X		163.57
GNM3D-RS485	Three Phase DLM or local Meter 63 Amps	X	X	X	184.07
DLM200	Three Phase CT DLM Meter 200 Amps	X	X	X	814.55
DLM250	Three Phase CT DLM Meter 250 Amps			X	814.55
DLM400	Three Phase CT DLM Meter 400 Amps			X	814.55
Communication & Access					
		GLB	GTB	LS4	
RFID Cards	Pack of 5 RFID cards	X	X	X	68.11
RFID Tags	Pack of 5 RFID Tags	X	X	X	68.11
GLB-WIFI	WIFI Module for GLB	X			362.79
GLB-RFID	RFID module for GLB	X			124.63
GTB-RFIDKIT	Dual RFID Module for GTB		X		198.24
EVTESTTYPE 1 SKT	Tester EV Station Plug Type 1 Socket	X	X	X	921.10
EVTESTTYPE 2	Tester EV Station Plug Type 2 Fixed	X	X	X	930.14
Wall Brackets					
		GLB	GTB	LS4	
GTB-WB	GTB Wall Bracket (Required for 22KW)		X		53.54
Ground Mounts					
		GLB	GTB	LS4	
GLBFD	Mounting Post for Single & Double GLB	X			350.41
ST-GHL	Single Charger Freestanding Pillar	X			632.89
ST-GHL-D	Double Charger Freestanding Pillar	X			676.97
GTB-PB-TUBE60	GTB Post Bracket 60mm (to be used with MVRP or MVRF)		X		132.65
MVRF	In Ground Fixing post 1550mm for GLBFD/ ST-GHL / LS4-PM	X	X	X	124.25
MVRP	Plate mounted post 750mm for GTB		X		124.25
GTB-PB-OVAL	GTB Post Bracket (to be used with MVR-AB)		X		131.49
MVR-AB	Oval Plate Mounted Post for GTB		X		295.61
LS4-PM	LS4 Fixing Bracket for MVRF			X	73.96
ALTHEA-BASEKIT	Althea Base Fixing Kit				121.99
MF-LS4	Ground Mount Bracket for LS4			X	176.37
GLB Covers					
		GLB	GTB	LS4	
GLB-COVERWHITE	GLB White Cover	X			47.76
GLB-COVERGREY	GLB Grey Cover	X			47.76
GLB-COVERBUR	GLB Burgandy Cover	X			47.76
EV Charging Cables					
		GLB	GTB	LS4	
CCM32T2T1-5	Type 2 to Type 1 32A 240V 5 Meter EV Charging Cable	X	X	X	437.16
CCM32T2T2-5	Type 2 to Type 2 32A 240V 5 Meter EV Charging Cable	X	X	X	406.65
CCM32T2T2-8	Type 2 to Type 2 32A 240V 8 Meter EV Charging Cable	X	X	X	440.55
CCM32T2T2-10	Type 2 to Type 2 32A 240V 10 Meter EV Charging Cable	X	X	X	497.69
CCT32T2T2-5	Type 2 to Type 2 32A 400V 5 Meter EV Charging Cable	X	X	X	440.55
CCT32T2T2-8	Type 2 to Type 2 32A 400V 8 Meter EV Charging Cable	X	X	X	508.32
CCT32T2T2-10	Type 2 to Type 2 32A 400V 10 Meter EV Charging Cable	X	X	X	559.16
Safety Switches For EV charging					
		GLB	GTB	LS4	
SS 332 IP65B	32A 3 Pole IP65	X	X	X	32.43
SS 340 IP65B	40A 3 Pole IP65	X	X	X	37.51

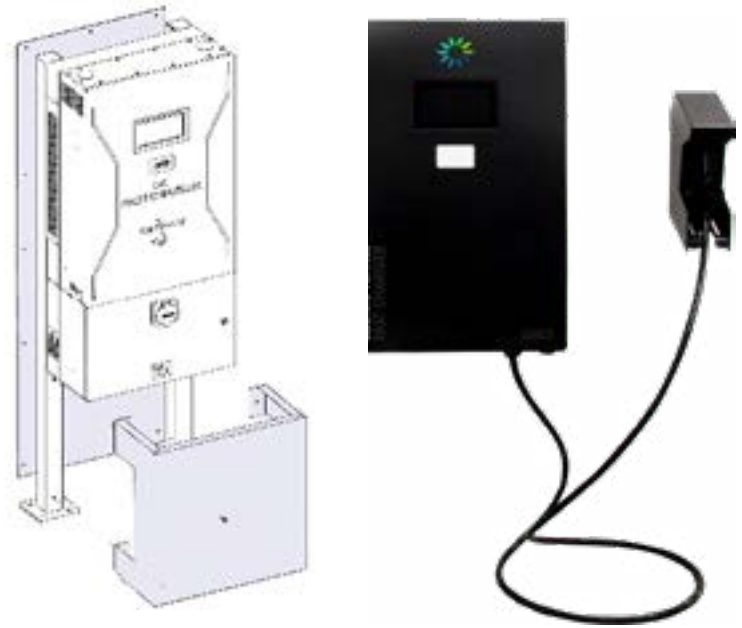


ATLE - 24KW DC RAPID EV CHARGING STATION

- Charges EV cars in less than 1 hour (typically)
- One charging output, either CCS Combo or CHAdeM
- Compact design for fast & economic installation
- Maintenance free cooling system without air filter
- Compatible with all AC networks, 1-Phase & 3-Phase
- Robust design for outdoor use (IP 55 / IK 10)
- Dual Modem for separate operation & maintenance
- OCPP1.6 compliant for Smart Charging
- Front panel & user menu are customisable
- Wall pedestal mounted

Main Applications:

- Car Dealerships
- Service Centres
- Enterprise fleet
- Utility vehicle fleet



ALTHEA - 50KW DC RAPID EV CHARGING STATION

Quickly recharges the battery from 20% to 80% on most electric car batteries in just 20 minutes

- Premium solution for public charging environments
- 360° Lighting strip allows users to see the units charging status
- Strong and corrosion resistant metal cover
- Simple Touch Screen
- Easy to use, reliable & durable
- Full Control with RFID
- Customisable with your branding
- 1 x CHAdeMO Tethered Lead, 1 x CCS Tethered Lead
- OCPP1.6 compliant for Smart Charging
- Weight: 280 kg
- Mounted: Floor
- Dimensions: 1,955 mm[H] x 600 mm[W] x 540 mm[D]

Main Applications

- Service Stations
- Shopping Centres
- ALTHEA 50KW



Contact our EV Experts to discuss your requirements and pricing options



RAPID 120/80

- MID wattmeters.
- Simultaneous charging at all available power outlets.
- Robust stainless steel enclosure.
- RS 485, Ethernet (switch mode).
- Modbus, MQTT, OCPP.
- Automatic software updates
- Modular electronics. The 120 kW chargers are upgradable to 180 kW.
- CCS charging up to 180 kW. Option of dual CCS.
- Charging in CHAdeMO, up to 80 kW. Only for Duo chargers.
- Auto-retractable cable system.
- AC charging up to 22 kW with Type 2 socket in chargers.
- RGB LED status indicators.
- RFID reader.
- Multi-language 7" colour touchscreen.



Item	Description
RNM120-NNC1	RAPID 120 One - DC 120 kW CCS 300A
GRNM120-C1H2	RAPID 120 Duo - DC 120 kW CCS 300A & CHAdeMO 125A
GRNM120-C1C1	RAPID 120 Duo - DC 120 kW CCS 300A & CCS 300A
GRMM120-C1H2	RAPID 120 Trio - DC 120 kW CCS 300A & CHAdeMO 125A & AC 22 kW Socket Type 2
GRMM120-C1C1	RAPID 120 Trio - DC 120 kW CCS 300A & CCS 300A & AC 22 kW Socket Type 2
GRNM180-NNC1	RAPID 180 One - DC 180 kW CCS 300A
GRNM180-C1H2	RAPID 180 Duo - DC 180 kW CCS 300A & CHAdeMO 125A
GRNM180-C1C1	RAPID 180 Duo - DC 180 kW CCS 300A & CCS 300A
GRMM180-C1H2	RAPID 180 Trio - DC 180 kW CCS 300A & CHAdeMO 125A & AC 22 kW Socket Type 2
GRMM180-C1C1	RAPID 180 Duo - DC 180 kW CCS 300A & CCS 300A & AC 22 kW Socket Type 2
4G	RAPID Kit 4G Communications
POS	Contact-less bank card reader
Lock One	Mechanical connector locking in RAPID 120/180 One
Lock Duo	Mechanical connector locking in RAPID 120/180 Duo
Smart DLM	Pro Smart DLM >65A
Display	21" full colour advertising screen

entity.

**Innovation.
Safety.
Quality.
Convenience.
Control.**



**COMING
SOON**



WALL CHARGER STANDARD

Item	Model Type & Connection
------	-------------------------

Entity Pro Single

EPCSO00332SIGI	Entity Pro 3-Ph, 4G Phase balancing, outlet, 32A
EPCSO0132SIGIPEN	Entity Pro 1-ph, 4G, PME, outlet, 32A
EPCSO00332SVGI	Entity Pro 3-Ph, 4G Phase balancing, outlet, 32A, MID
EPCSC50320SIGI	Entity Pro 3-Ph, 4G Phase balancing, cable, 20A
EPCS40332SIGI	Entity Pro 3-ph, 4G, phase balancing, cable 32A 4m



WALL CHARGER OCPP

Entity Pro Double

EPCSO00332SIGIO	Entity Double Pro 3-Ph, 4G Phase balancing, outlet, 32A
EPCSO00332SVGIO	Entity Double Pro 1-ph, 4G, PME, outlet, 32A
EP322DWOMID	Entity Double Pro 3-Ph, 4G Phase balancing, outlet, 32A, MID





PRO WALL CHARGER without Back Plate

Entity Pro Charger without back plate

EPCU000332SIGI	Charging unit Pro 3-Ph, 4G Phase balancing, outlet, 32A
No code yet	Charging unit Pro 1-ph, 4G, PME, outlet, 32A
EPCU000332SVGI	Charging unit Pro 3-Ph, 4G Phase balancing, outlet, 32A, MID
EPCU50320SIGI	Charging unit Pro 3-Ph, 4G Phase balancing, cable, 20A
EPCU40332SIGI	Charging unit 3-ph, 4G, phase balancing, cable 32A 4m
No code yet	Charging unit 3-ph, 4G, phase balancing, 5m Helix, MID



Entity Pro Back Plate & Blank Protection Cover

Item	Description
EPBS	Pro Installation bracket without front cover
EPBD	Pro Installation double bracket without front cover
EPPC	GARO Entity Pro Protection front cover



EV ACCESSORIES

ENTITY Front Covers

EPFCB	GARO Entity Pro Front Cover Black
EPFCG	GARO Entity Pro Front Cover Grey
EPFCW	GARO Entity Pro Front Cover White
EPFCR	GARO Entity Pro Front Cover Red



Entity Installation Poles

Item	Description
EPIBS	INSTALLATION BRACKET Single PRO
EPPFS	GARO Entity Pro Pole mount fixture single
EPIBD	INSTALLATION BRACKET Double PRO
EPPFD	GARO Entity Pro Pole mount fixture double back to back



Entity Groud Mounted Stands

Item	Description
EPGSS	Entity Pro Ground Stand single and back to back
EPGSD	Entity Pro Ground Stand double side by side and back to back
EPGCA	Concrete anchor Entity stand
EPSSC	Entity Pro Installation kit stand
EPGSH	Cable hook Entity Pro ground stand
EWH	Wall hook Entity

Entity Load Management

Item	Description
ELIB	Entity load interface unit BASIC
ELIA	Entity load interface unit ADVANCED
ELIANT	Current transformer KIT 100A/333mV
EPEA	External Antenna Kit (wifi)

PANEL MOUNTED SOCKET WITH STRAIGHT MOUNTING PLATE 16A - 63A IP44

For panel mounting

Connectable cable size:

16A: 1-2,5 mm² & solid cable 1-4 mm².

32A: 2,5-6 mm² & solid cable 2,5-10 mm²

63A: 6-16 mm² & solid cable 6-25 mm²

Degree of protection IP44



UIL 216-6S



UI 316-4S

Type	Poles	Operating Voltage V	Frequency Hz	Clock pos. Colour code	Package size	Trade Price	
UIL 216-4 S	3 2p + E	100-130	50-60	4 ■	10	5.24	
UIL 216-6 S		200-250	50-60	6 ■	10	4.78	
UI 216-4 S		100-130	50-60	4 ■	10	5.19	
UI 216-6 S		200-250	50-60	6 ■	10	4.78	
UI 232-4 S		100-130	50-60	4 ■	10	7.17	
UI 232-6 S		200-250	50-60	6 ■	10	6.67	
UI 263-4 S		4 3p + E	100-130	50-60	4 ■	2	53.63
UI 263-6 S			200-250	50-60	6 ■	2	41.24
UI 316-6 S			380-415	50-60	6 ■	10	5.95
UI 332-6 S			380-415	50-60	6 ■	10	7.44
UI 363-6 S			380-415	50-60	6 ■	2	39.76
UI 416-6 S			200-415	50-60	6 ■	10	6.21
UI 432-6 S	5 3p + N + E	200-415	50-60	6 ■	10	8.84	
UI 463-6 S		200-415	50-60	6 ■	2	43.74	

Other clock positions are produced to order.

PANEL MOUNTED SOCKET WITH ANGLED MOUNTING PLATE 16A - 63A IP44

For panel mounting

Connectable cable size:

16A: 1-2,5 mm² & 1-4 mm² for solid cable

32A: 2,5-6 mm² & 2,5-10 mm² for solid cable

63A: 6-16 mm² & 6-25 mm² for solid cable

Degree of protection IP44



UI316-6S



UIS 263-6S

Type	Poles	Operating Voltage V	Frequency Hz	Clock pos.- colour code	Package size	Trade Price
UIS 216-4 S	3 2p + E	100-130	50-60	4 ■	10	5.24
UIS 216-6 S		200-250	50-60	6 ■	10	4.78
UIS 232-4 S		100-130	50-60	4 ■	10	8.10
UIS 232-6 S		200-250	50-60	6 ■	10	7.17
UIS 263-6 S	4 3p + E	200-250	50-60	6 ■	2	39.45
UIS 316-6 S		380-415	50-60	6 ■	10	6.57
UIS 332-6 S		380-415	50-60	6 ■	10	7.23
UIS 363-4 S		100-130	50-60	4 ■	2	40.79
UIS 363-6 S	5 3p + N + E	380-415	50-60	6 ■	2	42.21
UIS 416-6 S		200-415	50-60	6 ■	10	6.21
UIS 432-6 S		200-415	50-60	6 ■	10	8.84
UIS 463-6 S		200-415	50-60	6 ■	2	43.77

Other clock positions are produced to order.

PANEL MOUNTED SOCKET WATERTIGHT - ANGLED MOUNTING PLATE 16A - 125A IP67

Watertight socket for panel mounting

Connectable cable size:

16A: 1-2,5 mm² & 1-4 mm² for solid cable

32A: 2,5-6 mm² & 2,5-10 mm² for solid cable.

63A: 6-16 mm² & 6-25 mm² for solid cable

125A: 16-50 mm² & 16-70 mm² for solid cable

Supplied with gasket

Degree of protection IP67



UISV 232-4S



UISV 263-6S

Type	Poles	Operating Voltage V	Frequency Hz	Clock pos. Colour code	Package size	Trade Price
UISV 216-4S	3 2p + E	100-130	50-60	4 ■	10	11.90
UISV 216-6S		200-250	50-60	6 ■	10	11.49
UISV 232-4S		100-130	50-60	4 ■	10	14.95
UISV 232-6S		200-250	50-60	6 ■	10	14.29
UISV 263-6S		200-250	50-60	6 ■	2	41.53
UISV 2125-6S		200-250	50-60	6 ■	2	78.14
UISV 316-6S	4 3p + E	380-415	50-60	6 ■	10	12.32
UISV 332-6S		380-415	50-60	6 ■	10	15.08
UISV 3125-6S		380-415	50-60	6 ■	2	81.85
UISV 416-6S	5 3p + N + E	200-415	50-60	6 ■	10	13.56
UISV 432-6S		200-415	50-60	6 ■	10	16.32
UISV 463-6S		200-415	50-60	6 ■	2	46.14
UISV 4125-6S		200-415	50-60	6 ■	2	85.70

Other clock positions are produced to order.

PANEL MOUNTED INLET WITH STRAIGHT MOUNTING PLATE 16A - 63A IP44

For panel mounting
 Connectable cable size:
 16A: 1,5-4 mm²
 32A: 2,5-10 mm²
 63A: 6-25 mm²
 Degree of protection IP44



II 416-6S

Type	Poles	Operating Voltage V	Frequency Hz	Clock pos. Colour code	Package size	Trade Price
II 216-4 S	3 2p+E	100-130	50-60	4	10	5.75
II 216-6 S		200-250	50-60	6	10	8.04
II 232-4 S		100-130	50-60	4	10	8.34
II 232-6 S		200-250	50-60	6	10	24.82
II 263-4 S		100-130	50-60	4	4	24.82
II 263-6 S		200-250	50-60	6	4	7.17
II 316-4 S	4 3p + E	100-130	50-60	4	10	7.17
II 316-6 S		380-415	50-60	6	10	9.07
II 332-4 S		100-130	50-60	4	10	9.08
II 332-6 S		380-415	50-60	6	10	7.17
II 416-4 S	5 3p+N+E	100-130	50-60	4	10	7.17
II 416-6 S		200-415	50-60	6	10	9.52
II 432-4 S		100-130	50-60	4	10	9.52
II 432-6 S		200-415	50-60	6	10	9.52

PANEL MOUNTED INLET WATERTIGHT - ANGLED MOUNTING PLATE 63A + 125A IP67

Waterproof inlet for panel mounting
 Connectable cable size:
 63A: 6-16 mm² and for solid cable 6-25 mm²
 125A: 16-50 mm² and for solid cable 16-70 mm²
 Supplied with gasket
 Degree of protection IP67



IIV 263-4

Type	Poles	Operating Voltage V	Frequency Hz	Clock pos. Colour code	Package size	Trade Price
IIV 263-4	3 2p + E	100-130	50-60	4	2	64.59
IIV 263-6		200-250	50-60	6	2	49.12
IIV 2125-4		100-130	50-60	4	2	122.72
IISV 2125-6S		200-250	50-60	6	2	105.83
IIV 363-4	4 3p + E	100-130	50-60	4	2	58.49
IIV 363-6		380-415	50-60	6	2	56.51
IIV 3125-6		380-415	50-60	6	2	122.35
IIV 463-4	5 3p + N + E	100-130	50-60	4	2	112.07
IIV 463-6		200-415	50-60	6	2	58.49
IIV 4125-6		200-415	50-60	6	2	112.07

Other clock positions are produced to order.

1. DEFINITIONS

In these terms and conditions the following words shall have the following meanings:-

'The Company' shall mean Garo Electric Ltd and its successors in Title. 'The Customer' shall mean the person, firm or company offering to purchase goods from the Company and its successors in Title. 'Goods' shall mean the articles and services which are the subject matter of the contract between the Company and the Customer.

2. GENERAL

All business undertaken by the Company is undertaken on the terms and conditions herein contained and any variations will only be binding on the parties hereto if such variation is in writing and signed on behalf of the Company. Any order placed by a customer is deemed to be upon the terms and conditions herein contained.

3. SETTLEMENT TERMS

All items are strictly nett and due for payment 30 days after date of the invoice unless otherwise specified in writing by the Company. The Customer shall not be entitled to make any deductions whether by reason of set-off or for any other reason.

4. PRICES – EXCLUSIVE OF V.A.T.

All quotations are given at current prices, but are subject to alterations without notice in accordance with prices ruling at time of delivery. The Company shall be entitled to recover from the Customer by way of addition to prices, such amounts which the Company may become liable to pay in respect of Value Added Tax or other legally imposed Tax in relation to the goods, also currency and other Surcharges will be charged, where applicable, at the rate ruling at date of dispatch.

5. CARRIAGE

The Company normally makes no charge for delivery from its warehouse within the usual van delivery area when delivered by its vehicles, but reserves the right to charge carriage on deliveries by whatever means of transport outside such usual delivery areas. Where the goods are specially ordered from manufacturers, the Company reserves the right to pass on any carriage and customs clearance charges as may arise.

6. GUARANTEE

The Company gives no guarantee or warranty whether expressed or implied in relation to the Goods but the Company shall do everything within its power to protect the Customers interests and to that extent shall assign to the Customer the benefit of such guarantee or warranty (if any) as may be given by the manufacturers in relation to the Goods. The Company does not accept liability for any consequential damage howsoever arising from the purchase by the Customer of the Goods whether the same may arise out of any use of the Goods or the installation of the same.

7. DELIVERY DATES

Whilst the Company shall always do its best to comply with a date quoted for delivery of goods it accepts no responsibility for loss or damage arising from failure to comply.

8. RETURNS

Goods correctly supplied may not be returned without the Company's agreement in writing. Goods so returned must be consigned Carriage Paid and accompanied by a Packing Note stating the Company's Delivery Note Number. The Company reserves the right to make a re-stocking charge. Goods will be accepted only if returned in perfect condition and in unopened and perfect packaging. A clear and authorised signature must be obtained from the Company.

8.(i) CLAIMS

(a) Any claim relating to goods delivered under this contract shall be notified to the Company in writing within seven (7) days from the date on which the said goods are received by the Customer or his agent and the Customer shall afford the Company reasonable facilities for examining the goods before they have been disposed of, or in any way altered. All goods damaged in transit and accepted in that condition by the Customer shall not be the subject of any claim hereunder.

(b) Any claim or claims in respect of goods delivered under this contract shall not be grounds for withholding payment of accounts and shall not give any right of set-off against payment due to the Company.

(c) No claim for damages to or shortages of goods during transit will be considered unless the Company and the carriers are advised in writing within seven (7) days of delivery of goods and no claim for non-delivery will be considered unless the Company and the carriers are advised within ten (10) days from date of dispatch of goods.

Standard Terms

1. All goods returned to GAR0 must be approved by GAR0. A returns number issued by GAR0 must be noted on any return documentation. Product returns without a valid returns number will be rejected and returned at the buyer's expense.

2. A returns number can be obtained by emailing returns@garo.co.uk or by contacting the main office.

3. For returns accepted by Garo, the buyer will be liable for the return cost and risk of damage/loss of the goods.

4. Goods which the customer considers to be faulty can be returned subject to 1.

a) These products will be individually tested. If the product is found to be faulty, the customer will be informed, and a credit note will be issued.

b) No credit will be issued for products found not to be faulty, and the products will be made available for collection by the customer.

c) Goods will only be stored for 30 days after the customer has been informed.

5. Garo reserve the right to reject a claim within 28 days if no fault is found.

6. Garo will not incur any costs for installing or fitting replacement products.

7. All returns must include a copy of the Garo returns document and the returns number clearly stated on the package. Garo will reject returns without this information.

Damaged Items

1. For items received damaged, the buyer must contact Garo within 24 hours of the goods being received. Evidence of the damage must be provided, along with all delivery documentation. A replacement product will be provided if satisfactory evidence is supplied.

2. In the case of quantity discrepancies, Garo must be informed within 24 hours of receiving the goods. Garo will then investigate after receiving delivery documentation from the buyer. If found to be correct –

a) The missing items will be sent (at Garo's cost) to the buyer.

b) For over-deliveries, an invoice will need to be raised, or Garo will arrange for the collection of the goods.

3. If an incorrect item is received, Garo will arrange for the collection and replacement product to be delivered. All evidence must be sent to Garo within 24 hours of delivery.

Stock Cleanse

1. Product returns as part of a stock cleanse will be subject to a re-stocking charge or an order in lieu. This must be agreed before any stock return. The products returned must be in perfect condition. This applies to the product and packaging. EV chargers & assembled products are excluded from any stock cleanse. Products older than 6 months are not eligible for stock cleanse.

2. Stock cleanse must be requested in writing to the area sales rep. If this has not been approved, the return will be rejected.

3. For returns accepted by Garo, the buyer will pay for the return cost and risk of damage/loss of the goods.

WEE

1. GAR0 branded products (EEE) can be returned to GAR0, carriage paid, for WEEE recycling, subject to national directives.

ORDER CANCELLATION

Bespoke Products and Custom Made Products

Applies to all goods made and supplied to order specification. Buyer agrees that an order shall in no event be subject to cancellation or changes and shall be non-refundable, except by prior written consent of the Seller. Orders for these type of goods may not be cancelled / amended by the buyer without payment to Garo in full for the order. Garo shall, in good faith, use commercially reasonable efforts to mitigate the costs of cancellation of any Purchase Order. This order may be cancelled or delayed by the Seller in whole or in part without any liability if due to any cause beyond the control of the Seller. Refunds will be subject to Garo's discretion and conditions of cancellation

Standard Products (as featured in the Trade Price List)

Buyer may cancel any order (or any part thereof) for goods by giving Garo written notice of such cancellation at least 15 days prior to the shipping date. In the event of such cancellation, Buyer will have no rights in partially completed goods.

Rescheduling of Orders

Buyer may at any time, upon not less than thirty (30) days written notice to Garo, reschedule and/or postpone the delivery date relating to an order (or any part thereof) for up to thirty (30) days. The postponement of delivery to a date more than thirty (30) days from the delivery date specified in the initial order shall be deemed a cancellation of such order. BUYER MAY NOT POSTPONE THE DELIVERY DATE MORE THAN ONCE WITH RESPECT TO ANY ORDER. If the Distributor cancels a previously rescheduled delivery of Equipment, the applicable cancellation charges shall be based on the delivery date specified in the initial order submitted by Buyer for such delivery.

8.(i) CLAIMS

(a) Any claim relating to goods delivered under this contract shall be notified to the Company in writing within seven (7) days from the date on which the said goods are received by the Customer or his agent and the Customer shall afford the Company reasonable facilities for examining the goods before they have been disposed of, or in any way altered. All goods damaged in transit and accepted in that condition by the Customer shall not be the subject of any claim hereunder.

(b) Any claim or claims in respect of goods delivered under this contract shall not be grounds for withholding payment of accounts and shall not give any right of set-off against payment due to the Company.

(c) No claim for damages to or shortages of goods during transit will be considered unless the Company and the carriers are advised in writing within seven (7) days of delivery of goods and no claim for non-delivery will be considered unless the Company and the carriers are advised within ten (10) days from date of dispatch of goods.

9. PACKING AND TRANSIT

Goods received damaged should be signed for as 'Damaged', otherwise claims in this regard cannot be submitted. Customers are asked to note the prescribed periods for notification of damage to or shortage and non-delivery of goods and the submission of claims in respect thereof. The Company shall not be liable for any loss resulting from Customers' failure to comply with the requirements of the Railway Executive, Haulage Companies and Post Regulations and the Customer undertakes to indemnify the Company against such loss (if any).

10. ORDERS

Written confirmation of telephone orders should be clearly marked as such, otherwise the Company cannot be responsible should the order be duplicated. The Company reserves the right to refuse any order placed, or to refuse cancellation of any order, or to suspend delivery of any order from time to time, if the account is in arrears.

11. WAIVER

A waiver by the Company at any term or condition shall not constitute a general waiver of such term or condition.

12. OWNERSHIP

(a) The property in the goods shall not be deemed to have passed to the Customer until the goods and any debts owing to the Company whether arising from this contract or otherwise have been paid for and discharged in full.

(b) In the meantime the goods shall remain the sole property of the Company and the Customer shall be bailee thereof.

(c) If the Customer fails to pay any sums due in accordance with the terms of this agreement the Company may after giving seven days notice in writing to the Customer take possession of the goods and may for that purpose, by himself his servants or agents, enter upon any land or premises on or in which the goods or any part of them are believed by the Company to be situated.

(d) The Customer agrees not to sell, assign, sub-let or otherwise part with the possession of the goods until the property in the goods passes to the Customer in accordance with the provisions of paragraphs (a) and (b)

(e) The risk of any loss or damage to or deterioration of the goods from whatever cause shall be borne by the Customer from when the Customer, his servants, licensees or agents receive possession of the goods

(f) If payment is overdue and not discharged, the Company may without prejudice to any of its rights and remedies and with due warning to the Customer by registered mail, recover and resell any or all such goods and may enter upon the Customer's premises for that purpose. Recovery costs will become the liability of the Customer and shall include all labour, tools, plant hire and all other relevant charges-costs.

13. CHOICE OF LAW

These conditions and the contract shall be subject to and construed in accordance with the laws of the Republic of Ireland. The Customer submits to the jurisdiction of the Irish Courts of Law.

Plug into the future.



**COMING
SOON**



Sweden • Norway • Finland • Poland • Ireland • UK

GARO Electric Ltd
Unit 18 & 19/307
Northwest Business Park
Ballycoolin
D15AV81

Tel: 01-8665360
sales@garo.ie
www.garo.ie
www.garoelectric.com

